



# THE WEEKLY COUNCIL INFORMATION REPORT

March 26, 2021

## ART REYES RETIRES WITH 31 YEARS OF SERVICE

Art Reyes, Park Worker II in the Public Works Department, will be retiring on April 2<sup>nd</sup> after 31 years of service. Art began his career with the City as a Park Worker I on April 2, 1990. During his career, Art has had the opportunity to assist and participate in multiple events, including the 1993 Senior Center Groundbreaking. Art has a passion for City parks and when asked what his favorite task is as a Park Worker, he said “Daily in-and-out, whatever is needed. I like to keep the parks clean, making sure the irrigation is running. That’s fulfillment, making sure the parks look nice for the public.”

Art went on to say that he’s “always been very happy working for the City... it’s a proud thing to say I’m a City employee.” He’s appreciative of his City-family, recounting the dedication of the Applegate Park playground equipment to his daughter, Danielle Martinez Reyes, who passed away suddenly at the age of 5 in 1997. The playground was re-dedicated in 2019 when the new equipment was installed. Art said he was thankful to all his coworkers that assisted in the original dedication and re-dedication ceremonies, it meant a lot to him.

Beyond the love for his family, Art also loves fishing and golfing and plans to spend a lot more time enjoying the outdoors after his retirement. If it’s outdoors, he said he’s going to give it a shot.

Public Works would like to thank Art for all that he has done for the City of Merced and wish him the best in retirement.



## MERCED FIRE DEPARTMENT TRAINING

MFD members are out taking care of 2020, 2020 Yosemite Parkway that is. Three buildings were made available to train on and crews have been training hard pulling hose lines, cutting holes in roofs, and searching in no visibility conditions. These opportunities are so valuable for all members to increase their skills. We were fortunate to have our counterparts at Merced County Fire/CAL FIRE with us as well while we team build. Cooperation with Economic Development makes it happen and we can't thank them enough. It's a little late but we are taking care of 2020.



# UPDATES FROM THE POLICE DEPARTMENT

## COMMUNITY MEETING WITH MERCED LAO FAMILY



Police Chief Tom Cavallero and Lt. Brian Rodriguez met with Mayor Serratto and members of the Merced Lao Family to plan a future Safety Workshop. The Safety Workshop would have an emphasis on Asian-American owned businesses in the community. We look forward to this event and know that it will grow our relationship within our diverse community.



## SAFETY WORKSHOP

Chief Tom Cavallero, Lt. Joe Weiss, and Sgt. Dan Dabney met with the staff of the El Capitan Hotel to discuss police services. The topics included personal safety in the workplace, homeless population concerns and human trafficking. Sara Hill was a gracious host and was nice enough to share her appreciation following the event in an email.



HS Hill, Sara (FATJD) <sara.hill@jdvhoteles.com>  
 To Weiss, Joseph  
 Cc Cavallero, Thomas; Dabney, Dan  
 Sat 3/20

Hello Everyone!


I really appreciate all of you coming and taking the time to have you 'theater-side chat.' The team loved it! We received a lot of positive feedback about your session. Thank you for all of the below information. I'll create a poster so that we can share it with our teams.

Sgt. Dabney – we're looking forward to having the DART team here! We'd be more than happy to give you all a tour when you're here.

Here's a [link](#) to the photos that I took.

Once again, we appreciate you all taking the time to come and talk with us. I think it's always a great opportunity for citizens to hear directly from law enforcement and I know it educated our employees.

Hope you all have a nice day,  
 Sara




**EL CAPITAN HOTEL**

SARA CRIBARI HILL  
 DIRECTOR OF PEOPLE & COMMUNITY IMPACT

MOBILE: 408-705-5654  
[sara.hill@jdvhoteles.com](mailto:sara.hill@jdvhoteles.com)




El Capitan Hotel  
 A Jolie de Vivre Hotel | Hyatt Lifestyle Hotel  
 609 West Main Street  
 Merced, CA, 95340  
[elcapitanhotel.com](http://elcapitanhotel.com)



**mainzer**

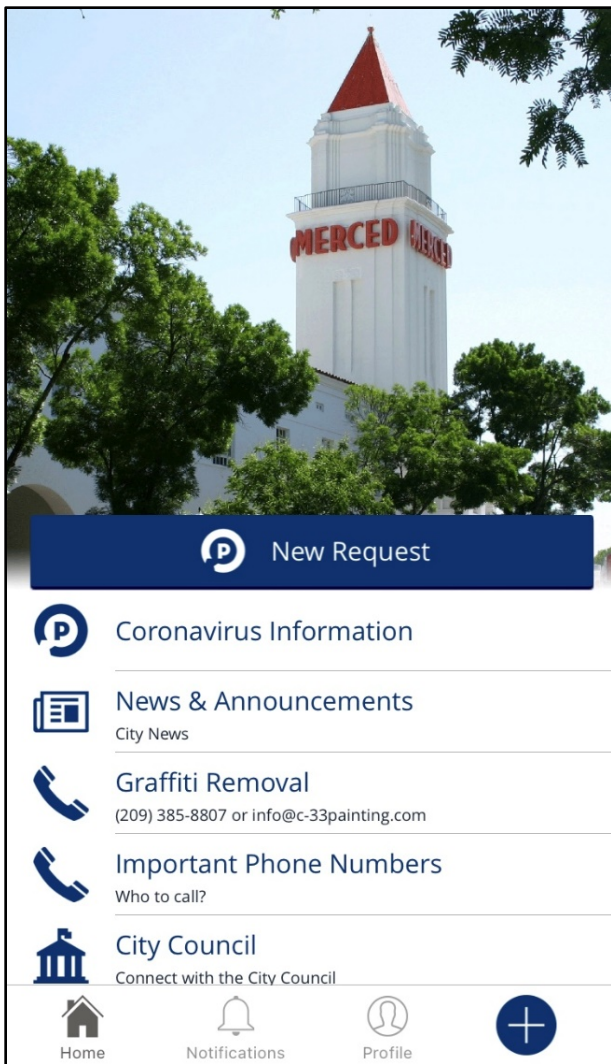
THE TIOGA  
BY mainzer  
 DOWNTOWN LIVING

Visit our other Main Street Properties  
[themainzer.com](http://themainzer.com)  
[thetiogamerced.com](http://thetiogamerced.com)

### ADDITIONAL SERVICES OFFERED THROUGH THE MERCED CONNECT APP

Since the Townhall meetings in February Merced PD staff has collaborated with Jeff Bennyhoff the Department Head of the City’s Information Technology Department to make services more accessible though the Merced Connect App. Citizens will find that they can now make a request for service via the app that previously would have required a phone call to the Police Department or a visit from an officer or staff member. These new options include the reporting of transient encampments, abandoned vehicles on the roadway and the disposal of dead animals on public property. In the weeks to come, MPD will be highlighting these and other services available via the Merced Connect App on the department’s social media.




### MEET OUR NEWEST POLICE OFFICER TRAINEE



**LUIS GARNICA**

Luis was born in Mexico and raised in Fresno/Madera. He put himself through the academy and will graduate in April. He is excited to be here and looks forward to being a Merced Police officer. If you see him in the halls, please give him a warm welcome to the Merced Police Department family!

### MEET OUR NEWEST RECORDS CLERK



**SONIA SILVA**

Sonia was born in Modesto and raised in Merced. She previously worked at Toyota, but decided she wanted a career change. She has no previous law enforcement experience, but she is excited to start her career with the Merced Police Department. If you see her in the halls, please give her a warm welcome to the Merced Police Department family!

## PUBLIC WORKS IN ACTION

### PLAYGROUND FIBER REPLACED AT TWO PARKS

Parks Department continued placing playground fiber at parks this week. See photos below of William Lloyd Garrison Park (South “S” Street) and Davenport Park to the right.

#### LLOYD GARRISON PARK



#### DAVENPORT PARK



### TREE MAINTENANCE

Tree Crews removed 18 trees and trimmed 8 palms along N Street between 16th and 18th Streets on Saturday, March 20<sup>th</sup>. Now trees will be installed as part of the N Street project.



### WATER CREW PERFORMS FIRE HYDRANT REPLACEMENT PROJECT

Water crews continue work in the area of Orchard Lane and 18th Street. Captured below, the water crew is pouring a section of concrete in connection with the fire hydrant replacement work.



## CAPITAL IMPROVEMENT PROGRAM - PROJECTS UPDATE

### Project No. 107033 – Water Well Site #20

Clark Bros. Inc., crew completed the pavement work and is now working on a punch list.

This project is approximately 99% complete.



### Project #119006 – Alpine Drive – G St. to Wainwright Ave. Improvements

TBS Contractors crew is getting ready to grind and pave the road.

This project is approximately 90% complete.



## CONSTRUCTION PROJECTS

1. 117020 - Gerard Ave. Sewer Main Hwy 99 to Kibby Road
2. 119006 - Alpine Drive – G St. to Wainwright Ave. Improvements
3. 120008 - Crack Filling Phase 1 (16<sup>th</sup>, G St, Olive Ave)
4. 120010 - M Street Resurfacing 8<sup>th</sup> Street to 13<sup>th</sup> Street

## PROJECTS IN DESIGN

1. Highway 59 Widening
2. Highway 59 and 16<sup>th</sup> Street Signal and Channelization (90%)
3. Motel Drive Multi-Use Path (100%)
4. V Street, 16<sup>th</sup> to 18<sup>th</sup> Streets, Road Improvement (95%)
5. N Street, 16<sup>th</sup> to 18<sup>th</sup> Streets, Roadway Improvement (100%)
6. R Street, 16<sup>th</sup> to 18<sup>th</sup> (70%)
7. B Street Improvements (40%)
8. G Street Improvements Childs to 13<sup>th</sup> St. (100%)
9. Orchard Avenue Sewer (40%)

## INSPECTION SERVICES BIWEEKLY REPORT

Please find attached, the Inspection Services Biweekly Report for the period of 3/8/21 – 3/21/21.

## COVID-19 VACCINATION CLINIC

The City of Merced has partnered with Dr. Asadi to host a COVID-19 vaccination clinic in the Merced Civic Center. The vaccines were initially offered to City employees and their dependents 18+. Due to unfilled appointments, limited vaccination appointments are being made available for individuals ages 16 or older who live or work in Merced County.

We are also seeking volunteers to help make the clinic successful. Volunteers will help staff in the check-in area and also to watch over those individuals who have received their vaccine.

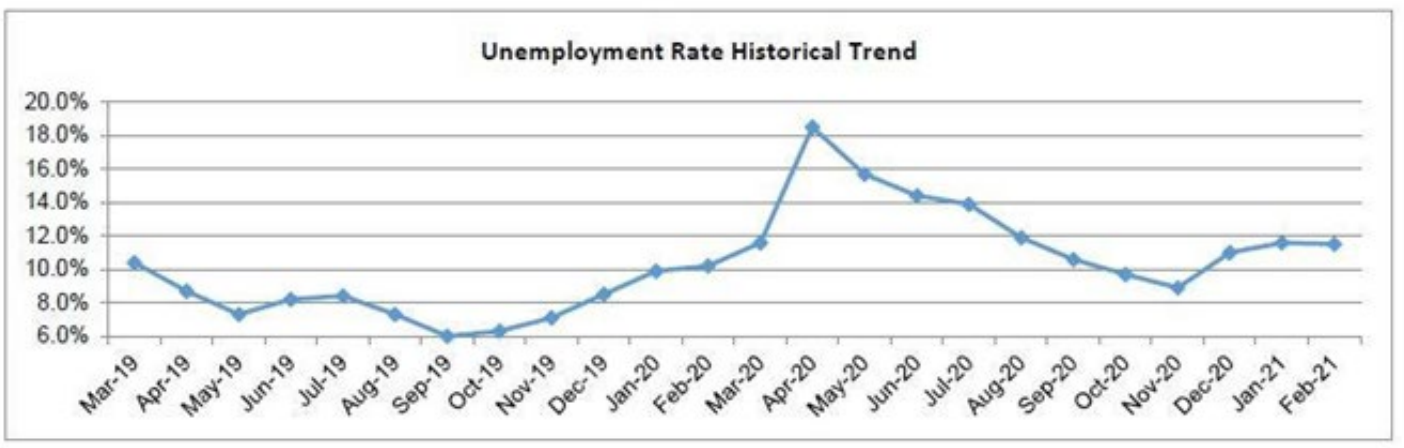
The vaccination and volunteer flyers are attached.

## REPORTS & CORRESPONDENCE

1. Inspection Services Report Page 9
2. Vaccination/Volunteer Flyers Page 10
3. Labor Market Report Page 12

## MERCED COUNTY LABOR MARKET REPORT FOR FEBRUARY 2021

The unemployment rate in the Merced County was 11.5 percent in February 2021, down from a revised 11.6 percent in January 2021, and above the year-ago estimate of 10.2 percent. This compares with an unadjusted unemployment rate of 8.4 percent for California and 6.6 percent for the nation during the same period. A copy of the report is included for review.





## Inspection Services CI

**For the period of March 8<sup>th</sup>, 2021 through March 21<sup>st</sup>, 2021, there were 29 New Single Family Dwelling Permits Issued.**

The running total of New Single-Family Dwellings in Plan Review is **319**.

### Multi Family Permits in review:

Gateway Terrace Apartments located at 405 W 12<sup>th</sup> St; 1 office/lounge and 6, 2 story apartments: 2 buildings have 16 units, 3 buildings have 30 units, and 1 building has 4 units for a total of 126 units.

Compass Pointe phase II: 128 units in 16, 8-plex buildings, plus a clubhouse.

There is a fire damage repair that is also adding an ADU located at 1740 Shirley St. (No change from last report)

There were 0 multi-family permits issued during this period.

There were 0 new construction commercial permits issued during this period.

There were 3 new tenant improvement permits issued during this period; one for a 2,442 SF Medical Office located at 320 E. Yosemite Ave. #101, one for the 500 SF Bobby's Market on the ground floor of the El Capitan Hotel with an address of 1721 M St., and one for a tenant improvement at the Social Security Office located at 3185 M St.

There were 0 new commercial submittals during this period.

There was 1 new tenant improvement submittal during this period; to install 4 nut dryers and 4 silos at Zymex Industries located at 168 Hawk Dr.

There were 2 CofOs issued for this period; one for 3,942 SF of offices at 315 Mercy, and one for walkway and floor repairs at Oak Terrace Apartments located at 1019 Loughborough Dr.

There were 26 CofOs for Single Family Dwellings during this period.



# *Don't wait,* **VACCINATE!**

## **Schedule Your Appointment Now**

Call the COVID Vaccine Hotline at (209) 388-8660  
to schedule your appt. or register online at:  
[www.cityofmerced.org/getyourvaccine](http://www.cityofmerced.org/getyourvaccine)



Scan QR Code  
or call  
(209) 388-8660

- Pfizer COVID vaccine
- Available for individuals ages 16+ who live/work in Merced County
- No charge
- Registration required
- Clinic at Merced Civic Center



# VOLUNTEER

**CALLING FOR VOLUNTEERS TO HELP  
WORK THE COVID VACCINE CLINIC**

## ASSIGNMENTS:

Assist with  
check-in,  
check-out of  
individuals

Accept and  
verify  
vaccination  
forms

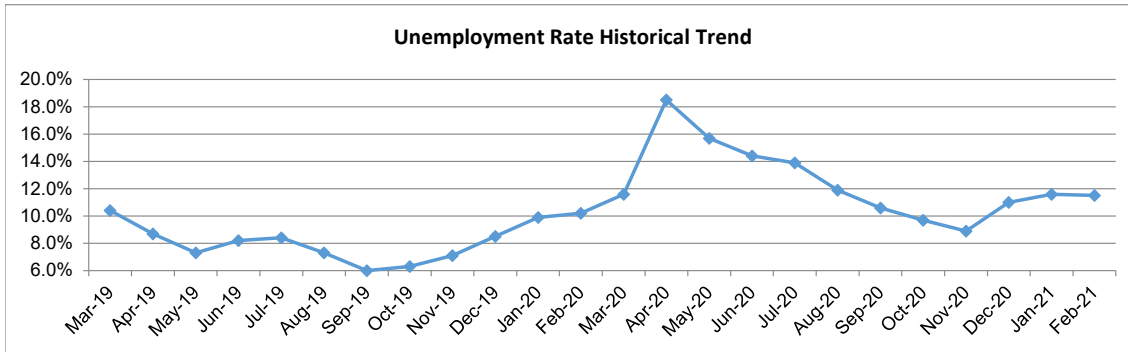
There will be  
food!



**SIGN UP TO BE A VOLUNTEER**  
Scan the QR code or go to:  
[www.cityofmerced.org/getyourvaccine](http://www.cityofmerced.org/getyourvaccine)

IMMEDIATE RELEASE  
 MERCED METROPOLITAN STATISTICAL AREA (MSA)  
 (Merced County)

The unemployment rate in the Merced County was 11.5 percent in February 2021, down from a revised 11.6 percent in January 2021, and above the year-ago estimate of 10.2 percent. This compares with an unadjusted unemployment rate of 8.4 percent for California and 6.6 percent for the nation during the same period.



Industry	Jan-2021	Feb-2021	Change		Feb-2020	Feb-2021	Change
	Revised	Prelim				Prelim	
Total, All Industries	77,900	78,500	600		82,400	78,500	(3,900)
Total Farm	12,200	12,200	0		12,200	12,200	0
Total Nonfarm	65,700	66,300	600		70,200	66,300	(3,900)
Mining, Logging, and Construction	2,500	2,500	0		2,700	2,500	(200)
Manufacturing	10,000	10,200	200		9,100	10,200	1,100
Trade, Transportation & Utilities	13,300	13,200	(100)		13,000	13,200	200
Information	200	200	0		300	200	(100)
Financial Activities	1,800	1,800	0		1,900	1,800	(100)
Professional & Business Services	4,100	4,000	(100)		4,500	4,000	(500)
Educational & Health Services	10,100	10,100	0		10,800	10,100	(700)
Leisure & Hospitality	5,000	5,300	300		6,100	5,300	(800)
Other Services	1,200	1,200	0		1,500	1,200	(300)
Government	17,500	17,800	300		20,300	17,800	(2,500)

Notes: Data not adjusted for seasonality. Data may not add due to rounding  
 Labor force data are revised month to month  
 Additional data are available on line at [www.labormarketinfo.edd.ca.gov](http://www.labormarketinfo.edd.ca.gov)

Data Not Seasonally Adjusted

	Feb 20	Dec 20	Jan 21	Feb 21	Percent Change	
			Revised	Prelim	Month	Year
Civilian Labor Force (1)	116,800	113,700	113,900	115,500	1.4%	-1.1%
Civilian Employment	104,900	101,100	100,700	102,200	1.5%	-2.6%
Civilian Unemployment	11,900	12,500	13,200	13,200	0.0%	10.9%
Civilian Unemployment Rate	10.2%	11.0%	11.6%	11.5%		
(CA Unemployment Rate)	4.3%	9.1%	9.2%	8.4%		
(U.S. Unemployment Rate)	3.8%	6.5%	6.8%	6.6%		

Total, All Industries (2)	82,400	80,000	77,900	78,500	0.8%	-4.7%
Total Farm	12,200	12,900	12,200	12,200	0.0%	0.0%
Total Nonfarm	70,200	67,100	65,700	66,300	0.9%	-5.6%
Total Private	49,900	49,000	48,200	48,500	0.6%	-2.8%
Goods Producing	11,800	12,600	12,500	12,700	1.6%	7.6%
Mining, Logging, and Construction	2,700	2,600	2,500	2,500	0.0%	-7.4%
Manufacturing	9,100	10,000	10,000	10,200	2.0%	12.1%
Nondurable Goods	7,600	8,500	8,600	8,700	1.2%	14.5%
Service Providing	58,400	54,500	53,200	53,600	0.8%	-8.2%
Private Service Providing	38,100	36,400	35,700	35,800	0.3%	-6.0%
Trade, Transportation & Utilities	13,000	13,800	13,300	13,200	-0.8%	1.5%
Wholesale Trade	1,100	1,100	1,000	1,000	0.0%	-9.1%
Retail Trade	8,300	8,900	8,600	8,500	-1.2%	2.4%
Transportation, Warehousing & Utilities	3,600	3,800	3,700	3,700	0.0%	2.8%
Information	300	200	200	200	0.0%	-33.3%
Financial Activities	1,900	1,800	1,800	1,800	0.0%	-5.3%
Professional & Business Services	4,500	4,200	4,100	4,000	-2.4%	-11.1%
Educational & Health Services	10,800	10,100	10,100	10,100	0.0%	-6.5%
Leisure & Hospitality	6,100	5,100	5,000	5,300	6.0%	-13.1%
Other Services	1,500	1,200	1,200	1,200	0.0%	-20.0%
Government	20,300	18,100	17,500	17,800	1.7%	-12.3%
Federal Government	800	800	800	800	0.0%	0.0%
State & Local Government	19,500	17,300	16,700	17,000	1.8%	-12.8%
State Government	4,300	3,700	3,400	3,600	5.9%	-16.3%
State Government Education	3,700	3,100	2,800	3,100	10.7%	-16.2%
State Government Excluding Education	600	600	600	500	-16.7%	-16.7%
Local Government	15,200	13,600	13,300	13,400	0.8%	-11.8%
Local Government Excluding Education	4,000	4,000	3,800	3,800	0.0%	-5.0%
Special Districts plus Indian Tribes	600	600	600	600	0.0%	0.0%

**Notes:**

(1) Civilian labor force data are by place of residence; include self-employed individuals, unpaid family workers, household domestic workers, & workers on strike. Data may not add due to rounding. The unemployment rate is calculated using unrounded data.

(2) Industry employment is by place of work; excludes self-employed individuals, unpaid family workers, household domestic workers, & workers on strike. Data may not add due to rounding.

These data are produced by the Labor Market Information Division of the California Employment Development Department (EDD). Questions should be directed to: Steven Gutierrez 559-230-4102 or Frances Gines 951-955-3204

These data, as well as other labor market data, are available via the Internet at <http://www.labormarketinfo.edd.ca.gov>. If you need assistance, please call (916) 262-2162.

#####

**REPORT 400 C**  
**Monthly Labor Force Data for Counties**  
**February 2021 - Preliminary**  
 Data Not Seasonally Adjusted

COUNTY	RANK BY RATE	LABOR FORCE	EMPLOYMENT	UNEMPLOYMENT	RATE
<b>STATE TOTAL</b>	---	<b>19,022,800</b>	<b>17,423,300</b>	<b>1,599,500</b>	<b>8.4%</b>
ALAMEDA	12	809,700	754,900	54,800	6.8%
ALPINE	22	630	590	50	7.3%
AMADOR	30	14,530	13,390	1,150	7.9%
BUTTE	27	92,400	85,300	7,100	7.7%
CALAVERAS	9	21,400	19,980	1,410	6.6%
COLUSA	57	10,560	8,890	1,680	15.9%
CONTRA COSTA	18	539,900	501,600	38,300	7.1%
DEL NORTE	39	9,330	8,530	800	8.6%
EL DORADO	9	91,800	85,700	6,000	6.6%
FRESNO	46	444,300	400,100	44,200	9.9%
GLENN	25	12,500	11,560	950	7.6%
HUMBOLDT	17	59,800	55,600	4,200	7.0%
IMPERIAL	57	66,200	55,700	10,500	15.9%
INYO	9	8,350	7,800	550	6.6%
KERN	51	380,700	339,700	41,100	10.8%
KINGS	50	55,400	49,400	5,900	10.7%
LAKE	36	29,120	26,710	2,410	8.3%
LASSEN	16	9,530	8,880	660	6.9%
LOS ANGELES	52	5,126,300	4,569,400	556,900	10.9%
MADERA	43	63,300	57,300	6,000	9.5%
MARIN	1	131,100	124,500	6,600	5.0%
MARIPOSA	48	6,720	6,040	680	10.1%
MENDOCINO	22	36,770	34,070	2,700	7.3%
MERCED	55	115,500	102,200	13,200	11.5%
MODOC	42	3,150	2,860	290	9.3%
MONO	30	8,430	7,760	670	7.9%
MONTEREY	52	205,500	183,000	22,500	10.9%
NAPA	18	68,700	63,800	4,900	7.1%
NEVADA	6	47,100	44,110	2,990	6.3%
ORANGE	12	1,546,300	1,441,800	104,500	6.8%
PLACER	4	187,000	176,400	10,600	5.7%
PLUMAS	56	7,190	6,320	870	12.2%
RIVERSIDE	32	1,122,300	1,032,200	90,100	8.0%
SACRAMENTO	27	715,300	660,500	54,900	7.7%
SAN BENITO	38	31,300	28,700	2,700	8.5%
SAN BERNARDINO	34	986,000	905,700	80,300	8.1%
SAN DIEGO	21	1,551,600	1,439,400	112,100	7.2%
SAN FRANCISCO	4	541,100	510,200	31,000	5.7%
SAN JOAQUIN	43	334,000	302,200	31,800	9.5%
SAN LUIS OBISPO	6	131,000	122,800	8,200	6.3%
SAN MATEO	2	425,000	402,500	22,500	5.3%
SANTA BARBARA	18	214,600	199,300	15,300	7.1%
SANTA CLARA	2	1,017,600	963,300	54,400	5.3%
SANTA CRUZ	37	130,400	119,400	10,900	8.4%
SHASTA	29	73,700	67,900	5,800	7.8%
SIERRA	24	1,300	1,200	100	7.5%
SISKIYOU	45	16,640	15,020	1,620	9.7%
SOLANO	34	203,500	187,000	16,600	8.1%
SONOMA	8	239,600	224,300	15,300	6.4%
STANISLAUS	41	241,200	219,500	21,700	9.0%
SUTTER	49	44,000	39,500	4,500	10.3%
TEHAMA	32	25,550	23,500	2,060	8.0%
TRINITY	25	4,450	4,110	340	7.6%
TULARE	54	197,800	175,300	22,500	11.4%
TUOLUMNE	40	19,910	18,180	1,730	8.7%
VENTURA	12	409,700	382,000	27,700	6.8%
YOLO	12	106,600	99,400	7,300	6.8%
YUBA	46	29,500	26,500	2,900	9.9%

**Notes**

- 1) Data may not add due to rounding. The unemployment rate is calculated using unrounded data.
- 2) Labor force data for all geographic areas now reflect the March 2020 benchmark and Census 2010 population controls at the state level.