



THE WEEKLY COUNCIL INFORMATION REPORT

June 18, 2021

PARKS & REC SWINGS INTO SUMMER

USTA HITS TENNIS

The first session for tennis ended on a high note, participants were thrilled as they received their tennis swag and certificates. To every ending comes a new beginning, Session 2 begins next week for a two-week session.



JR. GIANTS

The Junior Giants Program has become very popular in the community, it surpassed the 300-participant mark. The two-week practice period has concluded, and Opening Day is set for June 23rd. The Parks & Recreation staff is going “all out” for Opening Day festivities. The National Anthem is going to be performed by Correnna “Nina” Randazzo who works in the Engineering Division. The ceremonial first pitch will be thrown by our Honorable Mayor Serratto. There will be light snacks and activities for families. The games will be held at Joe Herb Park.



SUMMER PROGRAM AT APPLGATE PARK

During the second week of the Summer Camp Program, there were nearly 50 participants. Campers had a blast as they relished in outdoor recreation activities such as canvas painting, a live-feeding bear demo at the Zoo, and tie-dye shirt making. Next week’s enrichment activities will consist of water games and a family color run along the bike trail.



MERCED YOUTH COUNCIL

The Merced Youth Council welcomes their newest Council Members.




Ana Quintana-Ceja (far left) will represent the Central District and our two ex officio, Leah Chapman (2nd from left) and Elizabeth Fong (far right). The Youth Council is scheduled for a bonding trip next week.

FUN PHOTOS FROM PARKS & REC





VOLUNTEER
Orientation every Wednesday at 3:30pm!



Work with animals • Build your resume • Help organize events • Create enrichment for residents • Prepare animal diets • And much more!!
Pick up an application in the Zoo gift shop

1045 W. 25th Street

APPLGATE ZOO



MERCED POLICE DEPARTMENT HIGHLIGHTS

FARMDALE ENRICHMENT CAMP CELEBRATES “SAFARI WEEK” WITH MPD

This week, Farmdale Enrichment Camp celebrated “Safari Week”. The little campers wanted to test their speed to see if they could sprint as fast as a cheetah. Cheetahs are known to be the fastest land animal, estimated to be capable of running at 50 to 80 mph. Officer Crain helped them out by measuring the students’ speed with his LIDAR unit!



OFFICER FISTER IS DA BOMB TECHNICIAN

Officer Fister has been on the Merced Police Bomb Squad since July 2018. He completed 80 hours of Hazardous Materials training in Quantico, Virginia; 240 hours of instruction in Hazardous Devices School; and 6 weeks in Huntsville, Alabama. Officer Fister successfully completed the course to be certified as Bomb Technician. This is an intense course, instructed by the Army and FBI.

Congratulations, Officer Fister!

Did you know?

- There are less than 3,000 Bomb Technicians in the United States.
- MPD's Bomb Team services Merced, Mariposa and Yosemite National Park

OFFICER FISTER



MEET OUR NEWEST DISPATCHERS



Brianna Ayala was raised in Merced and is a graduate of Merced High School. She attended Merced College and Sterling College in Kansas where she majored in elementary education with a minor in psychology. Ms. Ayala also played softball while in college. She is looking forward to a career where she can help people in the community.



Karina Gonzalez was born and raised in Merced. She attended college as a criminology major and her goal was to pursue a career in law enforcement. She enjoys anything to do with soccer, including playing, coaching, and watching

LAW ENFORCEMENT TORCH RUN

On June 16th, the Merced Police Department had the honor of running in the Special Olympics Northern California Law Enforcement Torch Run. Several agencies from around Merced County, including, Merced CHP, Merced County Sheriff's Office, Riggs Ambulance Service Training and Education, City of Merced Fire Department, Merced County District Attorney's Office, Merced College Police Department, and Merced County Probation teamed up to carry the "Flame Of Hope" in an effort to raise awareness and funds for the Special Olympics movement. Our Merced County team raised over \$11,000 for the Special Olympics.



PUBLIC WORKS IN ACTION

WATER CREWS CONNECTS WATER ON G ST.

The Public Works Water Division crews connected newly installed water mains to existing mains along G Street. Crews also started prep work to replace a fire hydrant along S Street, as well as worked on services along MLK Jr. Way and Yosemite Avenue.

G Street Site:



S Street Site:



MLK Jr. Way Site:



Yosemite Avenue Site:



FLEET WORKS ON FIRE ENGINE

The Public Works Fleet crew worked on a Fire Engine this week.



PARKS CREW REPAIRS IRRIGATION LINES

The Public Works Parks crew performed irrigation repairs at McNamara Park, Santa Fe Strip Park and Elmer Murchie Park, as well as replanted shrubbery in RJ Merino Park this week.



STREETS CREW REPLACES TRAFFIC SIGNAL CABINET

The Public Works Streets crew replaced a traffic signal cabinet that was damaged by a vehicle accident at McKee Road and Yosemite Avenue.



CAPITAL IMPROVEMENT PROGRAM – PROJECTS UPDATE

PROJECT #121053 – G STREET, PARK AVENUE TO BEAR CREEK, ROAD REHABILITATION

TBS Contractors crew hooked up water laterals.

This project is approximately 90% complete.



SEWER MANHOLE TROUGH REPAIR

The Public Works Sewer crew performed a sewer manhole trough repair on MLK Jr. Way, between Main and 18th Streets.



PROJECT #117020 – GERARD SEWER MAIN, HWY 99 TO KIBBY RD.

Rolfe Construction Co., Inc. crew poured manhole and removed & replaced new sewer line.

This project is approximately 45% complete.



PROJECT #120060 – N STREET IMPROVEMENT

TBS Contractors, Inc. crew prepared subgrade for compaction testing. They are getting ready to pour concrete, alley, sidewalks, curb and gutter.

Project is approximately 45% complete.



INSPECTION SERVICES BIWEEKLY REPORT

Please find attached, the Inspection Services Biweekly Report for the period of 5/31/21 – 6/13/21.

MERCED GROUPS TO HOLD MEMORIAL FOR ‘HOMELESS HERO’

By The Merced County Times
mercedcountytimes.com



A consortia of organizations in Merced will hold “A Celebration of Life for Joseph Edwards.” The event will be held on Saturday, June 19, at McNamara Park, at K and 12th Streets, in south Merced. The service will be near the location of the park’s small gazebo, from 9 a.m. to 11 a.m. It is free and open to the public.

<https://mercedcountytimes.com/merced-groups-to-hold-memorial-for-homeless-hero/>

CONSTRUCTION PROJECTS

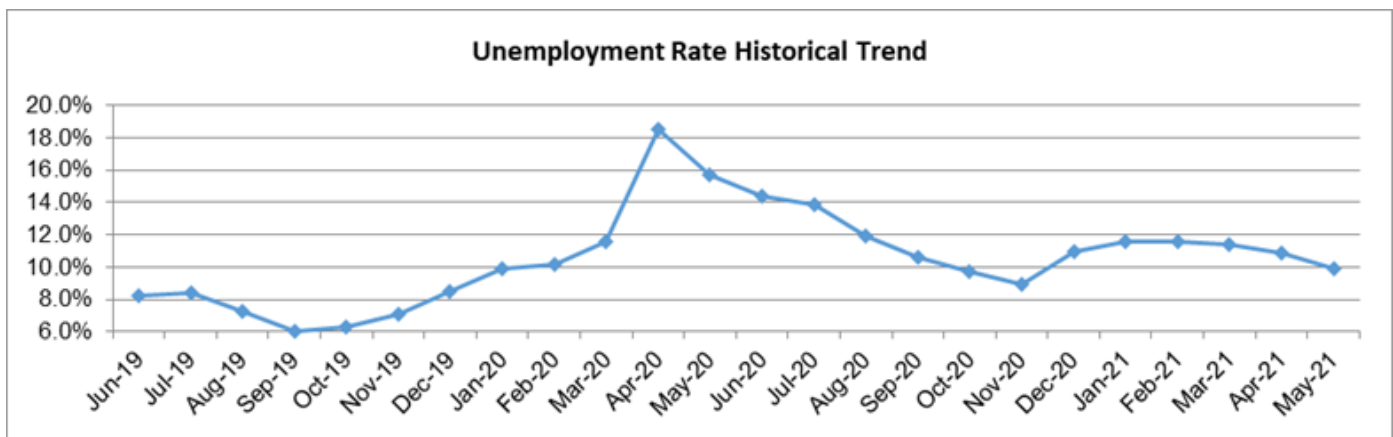
1. 117020 - Gerard Ave. Sewer Main Hwy 99 to Kibby Road
2. 120060 - N Street - 16th to 18th Streets, Roadway Improvement
3. 121053 - G St. – Park Ave. to Bear Creek Rehabilitation (Emergency)
4. 117038 - V Street - 16th to 18th Streets, Road Improvement (to be awarded by Council)

PROJECTS IN DESIGN

1. Highway 59 Widening (11%)
2. Highway 59 and 16th Street Signal and Channelization (90%)
3. Motel Drive Multi-Use Path (100%)
4. R Street, 16th to 18th (90%)
5. B Street Improvements (50%)
6. G Street Improvements Childs to 13th St. (100%)
7. Orchard Avenue Sewer (50%)

MAY 2021 LABOR MARKET INFORMATION FOR MERCED COUNTY

The unemployment rate in the Merced County was 9.9 percent in May 2021, down from a revised 10.9 percent in April 2021, and below the year-ago estimate of 15.7 percent. This compares with an unadjusted unemployment rate of 7.5 percent for California and 5.5 percent for the nation during the same period. A copy of the Labor Market Information is attached for your review.



Celebrate the 4th safely. Report illegal fireworks through the Merced Connect app, it’s simple, you just “snap, click, and submit”. You may also call 209-388-SAFE, email celebratesafe@cityofmerced.org, or use the anonymous non-emergency tip line at 209-385-4725.

Only Safe and Sane fireworks are allowed from 6/28 at 12:00 p.m. to 7/6 at 12:00 p.m.

Fireworks such as mortars, roman candles, bottle rockets and firecrackers are illegal to possess in California. Citations will be issued that carry a fine of \$1,000 for the 1st offense, \$1,500 for the 2nd offense and \$2,000 for subsequent offenses. The dangers of illegal fireworks include causing a fire, traumatization of pets, noise pollution for neighbors, trigger PTSD, injury, and death.

We urge everyone to be respectful of your neighbors and think before you light... and remember to report illegal fireworks. Let’s keep it a fun and safe 4th of July!

REPORTS & CORRESPONDENCE

- 1. Inspection Services Report Page 11
- 2. Labor Market Info Page 12

INSPECTION SERVICES BIWEEKLY REPORT

For the period of May 31st, 2021 through June 13th, 2021, there were 47 New Single-Family Dwelling Permits Issued.

The running total of New Single-Family Dwellings in Plan Review is **272**.

Multi-Family Permits in Review:

Gateway Terrace Apartments located at 405 W 12th St; 1 office/lounge and 6, 2 story apartments: 2 buildings have 16 units, 3 buildings have 30 units, and 1 building has 4 units for a total of 126 units.

Compass Pointe phase II: 128 units in 16, 8-plex buildings, plus a clubhouse.

There is a fire damage repair that is also adding an ADU located at 1740 Shirley St.

There were 0 multi-family permits issued during this period.
(No change from last report)

There were 0 new construction commercial permits issued during this period.

There was 1 new tenant improvement permit issued during this period; for a shell renovation in preparation for a future tenant improvement in the ground level tenant space at the Tioga Apartments located at 1707 N St.

There were 2 new commercial submittals during this period; one for a new McDonald's at 240 E. Campus Pkwy., and one for a new 6,400 SF aircraft hangar located at 13 Condor Wy.

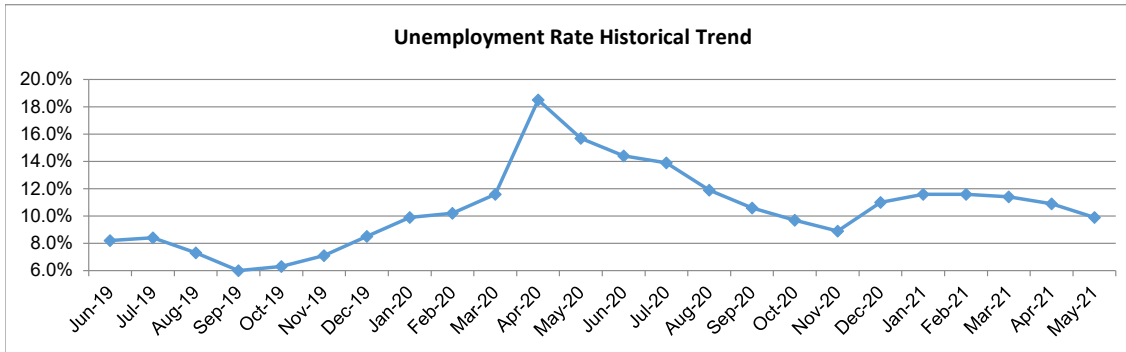
There were 0 new tenant improvement submittals during this period.

There were 0 CofOs issued for this period.

There were 21 CofOs for Single-Family Dwellings during this period.

IMMEDIATE RELEASE
 MERCED METROPOLITAN STATISTICAL AREA (MSA)
 (Merced County)

The unemployment rate in the Merced County was 9.9 percent in May 2021, down from a revised 10.9 percent in April 2021, and below the year-ago estimate of 15.7 percent. This compares with an unadjusted unemployment rate of 7.5 percent for California and 5.5 percent for the nation during the same period.



Industry	Apr-2021	May-2021	Change		May-2020	May-2021	Change
	Revised	Prelim				Prelim	
Total, All Industries	80,900	84,500	3,600		80,100	84,500	4,400
Total Farm	12,600	15,900	3,300		15,800	15,900	100
Total Nonfarm	68,300	68,600	300		64,300	68,600	4,300
Mining, Logging, and Construction	2,700	2,700	0		2,500	2,700	200
Manufacturing	10,200	10,500	300		9,500	10,500	1,000
Trade, Transportation & Utilities	13,300	13,200	(100)		12,100	13,200	1,100
Information	200	200	0		200	200	0
Financial Activities	1,800	1,800	0		1,800	1,800	0
Professional & Business Services	3,800	3,800	0		4,000	3,800	(200)
Educational & Health Services	10,400	10,300	(100)		10,100	10,300	200
Leisure & Hospitality	5,800	5,900	100		4,700	5,900	1,200
Other Services	1,300	1,300	0		1,200	1,300	100
Government	18,800	18,900	100		18,200	18,900	700

Notes: Data not adjusted for seasonality. Data may not add due to rounding
 Labor force data are revised month to month
 Additional data are available on line at www.labormarketinfo.edd.ca.gov

Data Not Seasonally Adjusted

	May 20	Mar 21	Apr 21	May 21	Percent Change	
			Revised	Prelim	Month	Year
Civilian Labor Force (1)	114,800	115,200	113,900	116,800	2.5%	1.7%
Civilian Employment	96,800	102,100	101,500	105,200	3.6%	8.7%
Civilian Unemployment	18,000	13,100	12,400	11,600	-6.5%	-35.6%
Civilian Unemployment Rate	15.7%	11.4%	10.9%	9.9%		
(CA Unemployment Rate)	15.5%	8.2%	8.1%	7.5%		
(U.S. Unemployment Rate)	13.0%	6.2%	5.7%	5.5%		

Total, All Industries (2)	80,100	79,800	80,900	84,500	4.4%	5.5%
Total Farm	15,800	12,300	12,600	15,900	26.2%	0.6%
Total Nonfarm	64,300	67,500	68,300	68,600	0.4%	6.7%
Total Private	46,100	49,100	49,500	49,700	0.4%	7.8%
Goods Producing	12,000	12,800	12,900	13,200	2.3%	10.0%
Mining, Logging, and Construction	2,500	2,600	2,700	2,700	0.0%	8.0%
Manufacturing	9,500	10,200	10,200	10,500	2.9%	10.5%
Nondurable Goods	8,000	8,700	8,800	9,000	2.3%	12.5%
Service Providing	52,300	54,700	55,400	55,400	0.0%	5.9%
Private Service Providing	34,100	36,300	36,600	36,500	-0.3%	7.0%
Trade, Transportation & Utilities	12,100	13,200	13,300	13,200	-0.8%	9.1%
Wholesale Trade	1,100	1,000	1,000	1,000	0.0%	-9.1%
Retail Trade	7,500	8,500	8,600	8,500	-1.2%	13.3%
Transportation, Warehousing & Utilities	3,500	3,700	3,700	3,700	0.0%	5.7%
Information	200	200	200	200	0.0%	0.0%
Financial Activities	1,800	1,800	1,800	1,800	0.0%	0.0%
Professional & Business Services	4,000	3,900	3,800	3,800	0.0%	-5.0%
Educational & Health Services	10,100	10,200	10,400	10,300	-1.0%	2.0%
Leisure & Hospitality	4,700	5,700	5,800	5,900	1.7%	25.5%
Other Services	1,200	1,300	1,300	1,300	0.0%	8.3%
Government	18,200	18,400	18,800	18,900	0.5%	3.8%
Federal Government	800	800	800	800	0.0%	0.0%
State & Local Government	17,400	17,600	18,000	18,100	0.6%	4.0%
State Government	3,900	3,800	3,900	3,700	-5.1%	-5.1%
State Government Education	3,300	3,200	3,300	3,100	-6.1%	-6.1%
State Government Excluding Education	600	600	600	600	0.0%	0.0%
Local Government	13,500	13,800	14,100	14,400	2.1%	6.7%
Local Government Excluding Education	3,900	4,000	3,900	3,900	0.0%	0.0%
Special Districts plus Indian Tribes	600	600	600	600	0.0%	0.0%

Notes:

(1) Civilian labor force data are by place of residence; include self-employed individuals, unpaid family workers, household domestic workers, & workers on strike. Data may not add due to rounding. The unemployment rate is calculated using unrounded data.

(2) Industry employment is by place of work; excludes self-employed individuals, unpaid family workers, household domestic workers, & workers on strike. Data may not add due to rounding.

These data are produced by the Labor Market Information Division of the California Employment Development Department (EDD). Questions should be directed to: Steven Gutierrez 559-230-4102 or Frances Gines 951-955-3204

These data, as well as other labor market data, are available via the Internet at <http://www.labormarketinfo.edd.ca.gov>. If you need assistance, please call (916) 262-2162.

#####

REPORT 400 C
Monthly Labor Force Data for Counties
May 2021 - Preliminary
 Data Not Seasonally Adjusted

COUNTY	RANK BY RATE	LABOR FORCE	EMPLOYMENT	UNEMPLOYMENT	RATE
STATE TOTAL	---	18,949,700	17,523,600	1,426,100	7.5%
ALAMEDA	23	799,500	751,700	47,800	6.0%
ALPINE	50	460	420	40	8.8%
AMADOR	24	14,460	13,560	910	6.3%
BUTTE	29	92,000	85,900	6,100	6.6%
CALAVERAS	10	21,370	20,210	1,160	5.4%
COLUSA	57	11,040	9,800	1,240	11.2%
CONTRA COSTA	24	533,000	499,500	33,500	6.3%
DEL NORTE	43	9,250	8,560	690	7.4%
EL DORADO	15	90,000	85,000	5,000	5.6%
FRESNO	50	445,700	406,500	39,200	8.8%
GLENN	24	12,960	12,140	820	6.3%
HUMBOLDT	18	59,800	56,300	3,500	5.8%
IMPERIAL	58	66,700	56,100	10,600	15.9%
INYO	13	8,190	7,740	450	5.5%
KERN	54	378,900	340,800	38,200	10.1%
KINGS	52	56,300	51,200	5,200	9.2%
LAKE	32	29,380	27,340	2,040	6.9%
LASSEN	8	9,620	9,110	510	5.3%
LOS ANGELES	54	5,120,300	4,600,900	519,500	10.1%
MADERA	48	63,300	58,000	5,300	8.4%
MARIN	1	130,200	124,600	5,600	4.3%
MARIPOSA	36	7,210	6,690	510	7.1%
MENDOCINO	20	36,360	34,210	2,150	5.9%
MERCED	53	116,800	105,200	11,600	9.9%
MODOC	20	3,350	3,150	200	5.9%
MONO	38	7,270	6,750	530	7.2%
MONTEREY	41	221,600	205,400	16,200	7.3%
NAPA	13	71,400	67,400	4,000	5.5%
NEVADA	10	45,650	43,170	2,480	5.4%
ORANGE	20	1,555,000	1,463,800	91,200	5.9%
PLACER	5	184,000	174,900	9,100	4.9%
PLUMAS	44	7,830	7,240	590	7.5%
RIVERSIDE	38	1,106,700	1,027,200	79,500	7.2%
SACRAMENTO	30	703,000	655,100	47,900	6.8%
SAN BENITO	36	31,200	29,000	2,200	7.1%
SAN BERNARDINO	41	971,700	900,600	71,100	7.3%
SAN DIEGO	27	1,519,300	1,422,200	97,200	6.4%
SAN FRANCISCO	6	544,000	516,300	27,700	5.1%
SAN JOAQUIN	46	334,300	306,400	27,900	8.3%
SAN LUIS OBISPO	7	129,400	122,700	6,700	5.2%
SAN MATEO	2	426,700	407,100	19,600	4.6%
SANTA BARBARA	10	219,600	207,700	11,900	5.4%
SANTA CLARA	3	1,010,300	963,100	47,200	4.7%
SANTA CRUZ	30	132,000	123,000	9,000	6.8%
SHASTA	27	73,200	68,600	4,700	6.4%
SIERRA	4	1,330	1,270	60	4.8%
SISKIYOU	35	16,860	15,670	1,190	7.0%
SOLANO	38	199,800	185,500	14,300	7.2%
SONOMA	8	242,500	229,700	12,800	5.3%
STANISLAUS	45	240,300	221,000	19,300	8.0%
SUTTER	49	45,500	41,600	3,900	8.6%
TEHAMA	32	25,330	23,590	1,740	6.9%
TRINITY	15	4,590	4,330	260	5.6%
TULARE	56	201,200	180,600	20,600	10.2%
TUOLUMNE	32	19,740	18,380	1,360	6.9%
VENTURA	18	406,800	383,000	23,800	5.8%
YOLO	15	105,700	99,800	5,900	5.6%
YUBA	46	29,700	27,200	2,500	8.3%

Notes

- 1) Data may not add due to rounding. The unemployment rate is calculated using unrounded data.
- 2) Labor force data for all geographic areas now reflect the March 2020 benchmark and Census 2010 population controls at the state level.