



# THE WEEKLY COUNCIL INFORMATION REPORT

November 19, 2021



## Fire Captain Jim Evans Attends National Fire

Fire Captain Jim Evans is working toward completing his 3rd class Executive Analysis of Fire Service Operations in Emergency Management for the Executive Fire Officer (EFO) program at the National Fire Academy in Emmitsburg, Maryland.

Through this course, he can work with other fire department members from across the country on significant scale incidents, including floods, earthquakes, and Wildland fires.

The two-week course includes incident documentation, media/political considerations, legal mandates, and an Integrated Emergency Management System.

## Fire Damages a Merced Home

On November 14th, Firefighters responded to the 200 block of Citadel Avenue for a heavily involved garage fire. Firefighters saved the two neighboring homes from the blazing fire.

No injuries were reported. The Red Cross is working with the family to find temporary housing.

The cause of the fire is under investigation.



Pictured Left to Right, Captain Mark Walker, Firefighter Daniel Gragg, and Fire Engineer Jeff Hakola.



## Parks & Recreation Department In Action



### New Gate Installed at Joe Herb Park

Recently, a new swinging gate was installed at Joe Herb Park. The gate will serve as an entry to the softball fields and concession stand areas and will act as a deterrent for illegal loitering, dumping of trash, camping, and vandalism.

City staff coordinated with Golden Valley High School to allow drop-off and pick-up through the park, as usual. Golden Valley staff will unlock and lock the gate per their needs and schedule.

Signage will be posted on the new gate directing interested parties to contact the Parks and Recreation Department to obtain a permit to use the fields.



## Public Works In Action

Parks Crews performing an irrigation mainline repair at Santa Fe Strip Park & Junipero.



Parks Crews replacing a pump at the Albert Lawson Park.





## Bellevue Ranch Landscape Improvements

The City hired contractor, Elite Landscape, continues with work in the Bellevue Ranch area.

Irrigation installation is currently underway near Bancroft Drive & Merrill Place, with the contractor working on piping and wiring.



Water Division replaced a stolen backflow for the landscape project in Bellevue Ranch.





### Cal Trans Clean Up Near Home Depot



### Thank You Public Works

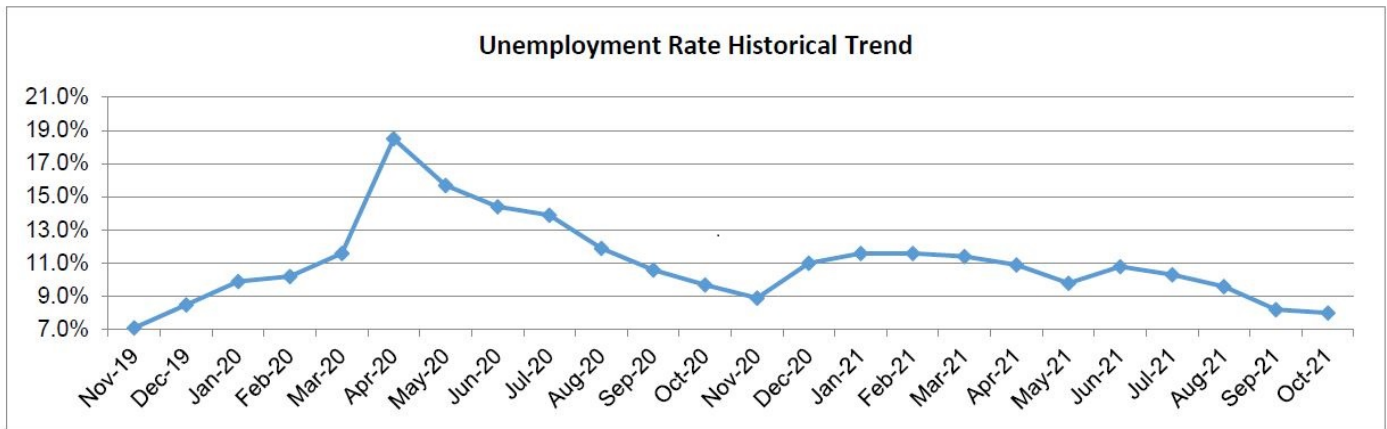
Recently, Ms. Susan Walsh dropped off 200 thank you cards to distribute to all Public Works staff to show appreciation for their hard work and dedication to their role in the upkeep and maintenance of our city.



I want to say  
*Thank you*   
for your service to our community  
and the good work you do  
*to keep Merced*  
clean, safe, healthy, and attractive.  
*Susan Walsh*



Merced County Labor Market Report for October 2021



The unemployment rate in the Merced County was 8.0 percent in October 2021, down from a revised 8.2 percent in September 2021, and below the year-ago estimate of 9.7 percent. This compares with an unadjusted unemployment rate of 6.1 percent for California and 4.3 percent for the nation during the same period. A copy of the Labor Market Information report is attached.

**MAKE AN IMPRESSION ON YOUR FUTURE**

**ANSWER THE CALL**

**MEET MFD MEMBERS**

**LEARN THE PROCESS & REQUIREMENTS NEEDED TO BE A PART OF THE MFD**

**GET ANSWERS TO FAQ's REGARDING THE HIRING PROCESS**

**CITY OF MERCED  
FIRE DEPARTMENT**










**INFORMATIONAL  
RECRUITMENT MEETING**

**FIREFIGHTER RECRUITMENT WILL BEGIN IN THE FIRST QUARTER OF 2022**

December 1, 2021  
6:00 p.m.—8:00 p.m.

Sam Cafe  
235 W. 12th Street  
Merced, CA 95341

**HAS UNA IMPRESION EN TU FUTURO**

**CONTESTA LA LLAMADA**

**CONOCE MIEMBROS DE MFD**

**APRENDE EL PROCESO Y REQUISITOS QUE SE NECESITAN PARA SER PARTE DE MFD**

**OBTEN RESPUESTAS PARA TUS PREGUNTAS ACERCA DEL PROCESO PARA CONTRATACION**

**CITY OF MERCED  
FIRE DEPARTMENT**










**JUNTA INFORMACIONAL  
PARA CONTRATACIONES**

**RECLUTAMIENTO DE BOMBEROS EMPEZARA EN EL PRIMER CUARTO DEL 2022**

1 de diciembre de 2021  
6:00 p.m.—8:00 p.m.

Sam Cafe  
235 W. 12th Street  
Merced, CA 95341



**REPORTS & CORRESPONDENCE**

1. Toy Donation Flyer/List           Page 7
2. Christmas Parade Flyer           Page 9
3. Santa Claus Event Flyer          Page 10
4. Hmong New Year Flyer           Page 11
5. Community Cleanup Flyer       Page 12
6. Hunting Flyer/Schedule          Page 13
7. MCAG November Newsletter      Page 15
8. Ely's Ribbon Cutting Event      Page 18
9. Merced County Oct. LMI         Page 19



MERCED FIRE DEPARTMENT AND MERCED POLICE DEPARTMENT SPONSOR THE

CHRISTMAS  PROGRAM

**TOY**  
**COLLECTION**

**FIRE AND COPS FOR KIDS**

**TOYS WANTED**

NEW AND UNWRAPPED TOYS FOR CHILDREN ( AGES NEWBORN - 12 )  
FOR CHILDREN OF DISADVANTAGED FAMILIES IN THE CITY OF MERCED



MERCED POLICE DEPARTMENT  
CONTACT OFFICER STOKES 769-0730  
STOKESK@CITYOFMERCED.ORG





## FIRE & COPS FOR KIDS TOY DRIVE

### These locations are accepting donation of toys:

- Aloha Florist, 2832 G Street
- Advance America, 1850 West Olive Avenue
- California Autism Center, 1160 West Olive Avenue Suite E
- Merced City Hall, 678 W 18<sup>th</sup> Street
- City of Merced Public Work Corp. Yard, 1776 Wardrobe Avenue
- Coldwell Banker, 701 W Olive Avenue
- Fire Station # 4, 1425 E 21<sup>st</sup> Street
- Fire Station # 51, 99 E 16<sup>th</sup> Street
- Fire Station # 53, 800 Loughborough Dr
- Fire Station # 55, 3520 N Parsons Avenue
- Flanagan Realty, 2098 G Street
- 4H UC Cooperative Extension, 1750 Wardrobe Avenue
- Merced City School District Office, 444 W 23<sup>rd</sup> Street
- Merced County Office of Education, 632 W 13<sup>th</sup> Street
- Merced Police Department Central Station, 611 W 2<sup>nd</sup> Street
- Merced Police Department South Station, 470 W 11<sup>th</sup> Street
- Merced School Employee Federal Credit Union, 1021 Olivewood Drive
- Merced School Employee Federal Credit Union, 1935 M Street
- MERCOCredit Union, 1911 M Street
- Northwood Village Apartment Complex, 255 Snowhaven Court
- Rapid Xpress Car Wash, 2905 G Street
- Ron Smith Buick GMC, 1900 Auto Center Drive
- Travis Credit Union, 1194 W Olive Avenue
- Toyota of Merced, 1400 Auto Center Drive
- Village Landing Apartment Complex, 3601 San Jose Avenue
- Village Terrace Apartment Complex, 3827 San Jose Avenue
- US Dept of Agriculture, 2926 G St
- JC Penney, Merced Mall
- Ramona Stanford, Ladies 18 Hole
- J N T Auto Repair 210 W 15<sup>th</sup> St
- EECU, 755 E Yosemite Ave
- WestAmerica Bank 490 W Olive Ave
- Dollar General, 1729 W Hwy 140

MERCED FIRE DEPARTMENT AND MERCED POLICE DEPARTMENT SPONSOR THE



City of Merced Parks and Recreation

# Christmas **TREE** Lane

A Reverse Christmas Parade!

Main Street located in Downtown Merced.

Saturday, December 4th  
5:00pm-8:30pm

DRIVE THRU EVENT ONLY.

**NOW ACCEPTING VENDORS!**

Contact us to register your float or vehicle!  
[Cityofmerced.org/departments/parks-community-services](http://Cityofmerced.org/departments/parks-community-services)







CITY OF MERCED FIRE  
DEPARTMENT WILL  
ACCOMPANY SANTA TO THE  
MERCED MALL ON  
SATURDAY, NOVEMBER 20TH  
AT 1 PM.

SANTA WILL BE AVAILABLE FOR PHOTOS  
AND VISITS SHORTLY AFTER A  
PERFORMANCE BY DENISA'S DANCING  
ELVES.

FOR MORE INFO, VISIT [MERCEDMALL.COM](http://MERCEDMALL.COM)

*Santa Claus is coming to town!*



MERCED LAO FAMILY COMMUNITY, INC. PRESENTS

DEC. 18-19

# MERCED 2021-22

HMONG NEW YEAR CELEBRATION



**ENJOY FOOD & CULTURE**

TRADITIONAL BALL TOSSING

CULTURE & TALENT SHOW

DANCE COMPETITION

SPORTS COMPETITION

**SPORTS TOURNAMENT**

SOCCER / VOLLEYBALL / FLAG FOOTBALL

TOP SPIN / XATON



MERCED LAO FAMILY COMMUNITY, INC.  
1748 Miles Court #8 Merced, CA 95348

**(209) 384-7384**

Sports Tournament: Kenedy Yang (209) 499 - 5701  
Dance Contest: Teng Thao (209) 500 - 9938  
Vendor or Booth: Gao Cha (209) 384 - 7384  
Sponsor: Ye Thao (209) 384 - 7384

EVENT LOCATION

**Merced County  
Fairgrounds**

900 Martin Luther King Jr. Way  
Merced, Ca 95340







**SATURDAY  
DECEMBER  
11TH**

# **CLEAN UP DAY**

**APPLEGATE PARK  
BEAR CREEK  
DOWNTOWN ALLEYS**

**MEET @ APPLEGATE MOAT [26TH & O ST]**

**START 8AM - LUNCH 11A**

**BRING GLOVES, BAGS AND TRUCKS**



**PARKS AND RECREATION**

# DOVE, WATERFOWL, & PHEASANT HUNT

**COST:**


\$10 DAY PERMIT  
(LIMITED SPACE)

**PURCHASE LOCATION:**

632 W. 18TH ST.  
OPEN MONDAY - FRIDAY  
8AM-12PM & 1PM-5PM

**FOR MORE INFORMATION  
CALL 209-385-6235**

HUNTING SCHEDULE AND  
PURCHASE DATES CAN BE FOUND  
ONLINE AT [CITYOFMERCED.ORG](http://CITYOFMERCED.ORG)



## HUNT DATES:

**Waterfowl:**

Oct. 23rd - Jan. 31

**Dove:**

Sept. 1st-15th &  
Nov 13th - Dec. 27th

**Pheasant:**

Nov. 13th - Dec. 26th

**HUNT LOCATION:  
MERCED WILDLIFE/MIGRATION  
AREA (WWTP)**





MERCED WILDLIFE/WATERFOWL MITIGATION AREA (W.W.T.P.)

2020 - 2021 HUNTING SCHEDULE

**NOTE: Parks & Recreation Office is closed on:**  
**Sept. 6th,**  
**Nov. 11th, 25th & 26th**  
**Dec. 24th**  
**January 17th, 2022**

**WATERFOWL:** Oct. 23rd - Jan. 31st  
**DOVE:** Sept. 1st-15th & Nov. 13th- Dec. 27th  
**PHEASANT:** Nov. 13th- Dec. 26th

*On all SHARE dates, permits must be purchased through Fish & Game.*

	DAY	HUNT DATE				PURCHASE DATES	
Dove Only	WEDNESDAY	SEPTEMBER	1			FISH & GAME	
Dove Only	SATURDAY	SEPTEMBER	4	SHARE		AUGUST/SEPTEMBER	25 - 3
Dove Only	SUNDAY	SEPTEMBER	5			AUGUST/SEPTEMBER	26 - 3
Dove Only	WEDNESDAY	SEPTEMBER	8			AUGUST/SEPTEMBER	30 - 8
Dove Only	SATURDAY	SEPTEMBER	11	SHARE		FISH & GAME	
Dove Only	SUNDAY	SEPTEMBER	12			SEPTEMBER	1-10
Dove Only	WEDNESDAY	SEPTEMBER	15			SEPTEMBER	6-15
Waterfowl	SATURDAY	OCTOBER	23	SHARE		FISH & GAME	
Waterfowl	SUNDAY	OCTOBER	24			OCTOBER	14-22
Waterfowl	WEDNESDAY	OCTOBER	27			OCTOBER	18-27
Waterfowl	SATURDAY	OCTOBER	30	SHARE		FISH & GAME	
Waterfowl	SUNDAY	OCTOBER	31			OCTOBER	21-31
Waterfowl	WEDNESDAY	NOVEMBER	3			OCTOBER/NOVEMBER	25-3
Waterfowl	SATURDAY	NOVEMBER	6	SHARE		FISH & GAME	
Waterfowl	SUNDAY	NOVEMBER	7			OCTOBER/NOVEMBER	28-5
Waterfowl	WEDNESDAY	NOVEMBER	10			NOVEMBER	1-10
Dove/Pheasant/Waterfowl	SATURDAY	NOVEMBER	13	SHARE		FISH & GAME	
Dove/Pheasant/Waterfowl	SUNDAY	NOVEMBER	14			NOVEMBER	4-12
Dove/Pheasant/Waterfowl	WEDNESDAY	NOVEMBER	17			NOVEMBER	8-17
Dove/Pheasant/Waterfowl	SATURDAY	NOVEMBER	20	SHARE		FISH & GAME	
Dove/Pheasant/Waterfowl	SUNDAY	NOVEMBER	21			NOVEMBER	11-19
Dove/Pheasant/Waterfowl	WEDNESDAY	NOVEMBER	24			NOVEMBER	15-24
Dove/Pheasant/Waterfowl	SATURDAY	NOVEMBER	27	SHARE		FISH & GAME	
Dove/Pheasant/Waterfowl	SUNDAY	NOVEMBER	28			NOVEMBER	18-26
Dove/Pheasant/Waterfowl	WEDNESDAY	DECEMBER	1			NOVEMBER/DECEMBER	22-1
Dove/Pheasant/Waterfowl	SATURDAY	DECEMBER	4			<b>FAMILY PHEASANT HUNT NO WWTP PERMITS ISSUE</b>	
Dove/Pheasant/Waterfowl	SUNDAY	DECEMBER	5				
Dove/Pheasant/Waterfowl	MONDAY	DECEMBER	6	SHARE			FISH & GAME
Dove/Pheasant/Waterfowl	TUESDAY	DECEMBER	7			NOVEMBER/DECEMBER	29-7
Dove/Pheasant/Waterfowl	WEDNESDAY	DECEMBER	8			NOVEMBER/DECEMBER	29-8
Dove/Pheasant/Waterfowl	SATURDAY	DECEMBER	11			<b>FAMILY PHEASANT HUNT NO WWTP PERMITS ISSUE</b>	
Dove/Pheasant/Waterfowl	SUNDAY	DECEMBER	12				
Dove/Pheasant/Waterfowl	MONDAY	DECEMBER	13	SHARE		FISH & GAME	
Dove/Pheasant/Waterfowl	TUESDAY	DECEMBER	14			DECEMBER	6-14
Dove/Pheasant/Waterfowl	WEDNESDAY	DECEMBER	15			DECEMBER	6-15
Dove/Pheasant/Waterfowl	SATURDAY	DECEMBER	18	SHARE		FISH & GAME	
Dove/Pheasant/Waterfowl	SUNDAY	DECEMBER	19			DECEMBER	9-17
Dove/Pheasant/Waterfowl	WEDNESDAY	DECEMBER	22			DECEMBER	13-22
Dove/Pheasant/Waterfowl	SATURDAY	DECEMBER	25			DECEMBER	16-22
Dove/Pheasant/Waterfowl	SUNDAY	DECEMBER	26	SHARE		FISH & GAME	
Waterfowl	WEDNESDAY	DECEMBER	29			DECEMBER	20-29
Waterfowl	SATURDAY	JANUARY	1	SHARE		FISH & GAME	
Waterfowl	SUNDAY	JANUARY	2			DECEMBER	23-31
Waterfowl	WEDNESDAY	JANUARY	5			DECEMBER/JANUARY	27-5
Waterfowl	SATURDAY	JANUARY	8	SHARE		FISH & GAME	
Waterfowl	SUNDAY	JANUARY	9			DECEMBER/JANUARY	30-7
Waterfowl	WEDNESDAY	JANUARY	12			JANUARY	3-12
Waterfowl	SATURDAY	JANUARY	15	SHARE		FISH & GAME	
Waterfowl	SUNDAY	JANUARY	16			JANUARY	6-14
Waterfowl	WEDNESDAY	JANUARY	19			JANUARY	10-19
Waterfowl	SATURDAY	JANUARY	22			JANUARY	12-21
Waterfowl	SUNDAY	JANUARY	23			JANUARY	13-21
Waterfowl	WEDNESDAY	JANUARY	26			JANUARY	17-26
Waterfowl	SATURDAY	JANUARY	29	SHARE		FISH & GAME	
Waterfowl	SUNDAY	JANUARY	30			JANUARY	20-28
Waterfowl	SATURDAY	FEBRUARY	5			JANUARY/FEBRUARY	26-4
Waterfowl	SUNDAY	FEBRUARY	6			JANUARY/FEBRUARY	27-4
Waterfowl	SATURDAY	FEBRUARY	12	SHARE		FISH & GAME	
Waterfowl	SUNDAY	FEBRUARY	13			<b>VETERANS HUNT</b>	FEBRUARY 3-12

### THE BUS INTRODUCES EMERGENCY SERVICE REDUCTIONS

The Transit Joint Powers Authority 'The Bus' is implementing an emergency service reduction plan for The Bus. The plan, which went into effect



Monday, October 25, 2021, will bring temporary changes to three fixed routes. These reductions are necessary due to the ongoing nationwide shortage in transit operators as well as supply chain delays impacting the availability of bus parts.

On the west side of Merced County, the LB commuter line, which runs between Los Banos and Merced, will operate on a modified schedule which will see reductions from the current hourly service. On the east side of the county, the Livingston commuter (L) route will absorb the Winton Commuter north (W2) route and will also run on a modified schedule. All bus stops will continue to be served and operation hours for The Bus remain unchanged. New schedules for the affected routes can be found on [www.mercedthebus.com](http://www.mercedthebus.com) or on 'The Bus Live mobile' app that can be downloaded on smart phones for free.

"Unfortunately, we continue to be impacted by the effects of the pandemic," said Christine Chavez, Transit Manager. "However, as we implement these emergency service reductions we continue to strive toward providing quality, reliable services with the least impact to our passengers."

Masks are still required to ride The Bus. Passengers are also encouraged to wash their hands often, cover all coughs and sneezes, stay home when sick, and avoid direct contact with sick individuals. For more information about COVID-19 vaccinations, please visit the Merced County website: [www.vaccinatemercedcounty.com](http://www.vaccinatemercedcounty.com).

### RWA NOW ACCEPTING CLOTHES DONATIONS

Regional Waste Authority (RWA), in partnership with Eco World, is now accepting clothes donations from Merced County residents at the Highway 59 landfill in Merced. The donation bins (pictured below) can be found at the entrance of the Highway 59 landfill at 7040 N Highway 59, Merced. Residents can drop off donations during regular operating hours Monday-Friday, 7:00 am - 3:30pm at no cost. Donations of new or used items include any clothing, shoes, purses, backpacks, and linens. All items should be clean and dry.

ECO World works with local nonprofits and the community to help others and our environment. The goal is to reuse all gently used clothing and shoes in the local community. Clothing items that cannot be worn are recycled into carpet padding and kept out of local landfills.

For more information about this program please visit: [www.ecoworldtrading.com/home](http://www.ecoworldtrading.com/home).





## NOVEMBER MEETINGS & EVENTS

- 11/05** CAC meeting, CANCELED
- 11/06** Planada Community Cleanup
- 11/10** Technical Review Board meeting, 8:30 am
- 11/11** All MCAG offices closed
- 11/18** Governing Board meeting, 3:00 pm
- 11/25—11/26** All MCAG Offices closed

Please note: Some MCAG meetings have resumed in person meetings while others will be held via Zoom. The meeting location or Zoom information is listed on the cover of each agenda. To access all meeting agendas, please visit:

[www.mcagov.org/agendacenter](http://www.mcagov.org/agendacenter)

For more information about these meetings, please contact Eva Garibay at: [eva.garibay@mcagov.org](mailto:eva.garibay@mcagov.org).

## MCAG NOW ACCEPTING APPLICATIONS FOR THE 2022 AMF SCHOLARSHIP

MCAG is now accepting applications for the 2022 Anna Maria Fuentes (AMF) Scholarship. The MCAG Governing Board and staff established the Scholarship program in memory and tribute to Anna Maria Fuentes, Grants Program Manager, colleague and friend.



The annual scholarship is awarded by the MCAG Governing Board in the amount of \$1,000 to a graduating high school senior in Merced County. Recipients may receive additional annual awards of up to \$1,000 for three years, or until their degree is achieved, whichever is less. The cumulative maximum is \$4,000. Submission of annual scholastic documentation may be required by MCAG.

Interested applicants can access the scholarship application and instructions at:

[www.mcagov.org/Scholarship](http://www.mcagov.org/Scholarship).

The selected scholarship recipient will be notified by May 1, 2022. General inquiries may be directed to Eva Garibay via email at [eva.garibay@mcagov.org](mailto:eva.garibay@mcagov.org) or phone at 209-723-3153 x 108.



### HIGHWAY 59 LANDFILL

### BILLY WRIGHT LANDFILL

7040 N. Highway 59  
Merced, CA 95348  
Phone: 209-723-4481

17173 S Billy Wright Road  
Los Banos, CA 95348  
Phone: 209-826-1163

**Monday - Saturday  
7:00 am - 3:30 pm**

**Monday - Saturday:  
7:00 am - 3:30 pm**

For more information about Regional Waste Authority please visit: [www.mcrwma.org](http://www.mcrwma.org) or download the 'Merced Recycles' app on the [App store](#) and [Google](#)



To receive text and/or email notifications from MCAG related to public meetings, traffic alerts, RFP releases, job opportunities, and more, visit [www.mcagov.org](http://www.mcagov.org) and click on the "Notify Me" icon. You can also follow us on Twitter, Facebook, Instagram, LinkedIn and YouTube!



# MeasureV

[www.mcagov.org/MeasureV](http://www.mcagov.org/MeasureV)

**NOVEMBER 2021 - UPDATE**

## Monthly Spotlight: Delhi

Over the past year, local jurisdictions have made progress on several road and alternative modes projects around the county. These projects include safe alternatives to automobile travel, increase the use of active transportation, and improve air quality. Merced County Public Works Department has been hard at work completing several projects throughout the county to enhance the walkability and ADA accessibility in many rural communities.

The latest County combo project included improvements to Stephens street from El Capitan Way south to Johnson Street in the community of Delhi. The project improvements consisted of reconstruction of existing curb ramps to be ADA compliant, installation of new curb ramps, new streetlights, installation of a rapid rectangular flashing beacon system, new traffic signing, striping to include new bike lanes, and resurfacing the existing asphalt to extend the life of the roadway. The \$921,979 project was funded by \$386,700 of Alternative Mode Measure V Funds, and \$535,279 from other funding sources.

Measure V, Merced County's ½ cent transportation sales tax, was passed by Merced County voters with 71% approval in November 2016. The 30-year Measure, which commenced in April of 2017, allocates 50% of all its revenue to the cities of Merced, Los Banos, Gustine, Atwater, Livingston and Dos Palos, along with the County of Merced, to pay for local transportation projects including roads, bike paths, and sidewalks; 20 percent of these funds must be used on projects that promote alternative modes of transportation. Regional transportation projects located on both the east and west sides of the county receive 44% of the funding with five percent reserved for public transit purposes. MCAG receives one percent of the monies to administer all fiduciary and reporting requirements.



**HAVE YOU SPOTTED  
MEASURE V AT WORK IN MERCED  
COUNTY?**

Snap a picture and send it to [measurev@mcagov.org](mailto:measurev@mcagov.org) or tag us on Facebook, Instagram and Twitter @mcag\_merced or use the hashtag #MeasureV\_mcag

### **CONTACT:**

Mary-Michal Rawling, MPA, Public Affairs Manager  
(209) 723-3153 x 119 or [mary-michal.rawling@mcagov.org](mailto:mary-michal.rawling@mcagov.org)



The Merced County Hispanic Chamber of Commerce Presents:

❄️ Ely's Esthetics, LLC & ❄️  
Si'sPe'l Boutique's ❄️

# ❄️ Grand Opening ❄️

❄️ Friday, December 3rd, 2021 ❄️

12:00pm - 4:00pm ❄️

Dual Ribbon Cutting at 1:00pm ❄️

875 W. 18th Street Merced ❄️

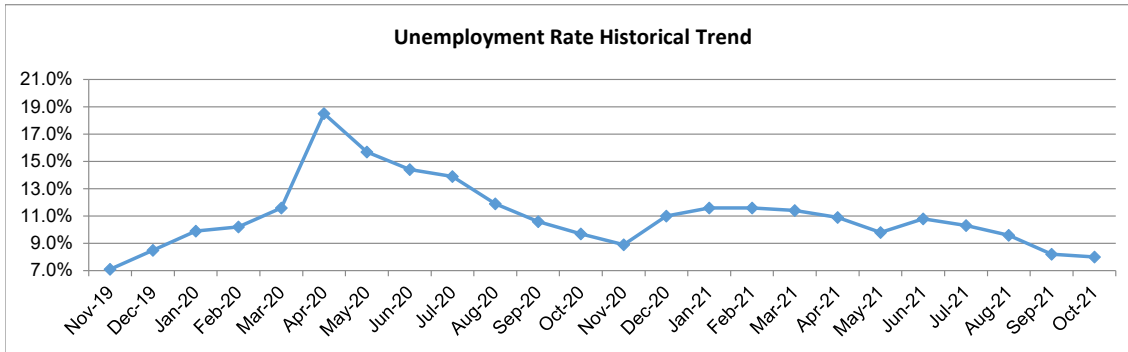
❄️ Join us for a Grand Opening! There will be ❄️  
❄️ food, a dj and raffles every 30 minutes ❄️

❄️ For more information contact [info@mercedhcc.com](mailto:info@mercedhcc.com) ❄️



IMMEDIATE RELEASE  
 MERCED METROPOLITAN STATISTICAL AREA (MSA)  
 (Merced County)

The unemployment rate in the Merced County was 8.0 percent in October 2021, down from a revised 8.2 percent in September 2021, and below the year-ago estimate of 9.7 percent. This compares with an unadjusted unemployment rate of 6.1 percent for California and 4.3 percent for the nation during the same period.



Industry	Sep-2021	Oct-2021	Change		Oct-2020	Oct-2021	Change
	Revised	Prelim				Prelim	
Total, All Industries	87,600	87,400	(200)		84,600	87,400	2,800
Total Farm	16,900	16,700	(200)		16,900	16,700	(200)
Total Nonfarm	70,700	70,700	0		67,700	70,700	3,000
Mining, Logging, and Construction	2,800	2,800	0		2,700	2,800	100
Manufacturing	11,500	11,100	(400)		10,600	11,100	500
Trade, Transportation & Utilities	13,700	13,900	200		13,600	13,900	300
Information	200	200	0		200	200	0
Financial Activities	1,800	1,800	0		1,900	1,800	(100)
Professional & Business Services	3,700	3,700	0		4,200	3,700	(500)
Educational & Health Services	10,500	10,500	0		10,100	10,500	400
Leisure & Hospitality	6,200	6,200	0		5,200	6,200	1,000
Other Services	1,300	1,300	0		1,300	1,300	0
Government	19,000	19,200	200		17,900	19,200	1,300

Notes: Data not adjusted for seasonality. Data may not add due to rounding  
 Labor force data are revised month to month  
 Additional data are available on line at [www.labormarketinfo.edd.ca.gov](http://www.labormarketinfo.edd.ca.gov)



Data Not Seasonally Adjusted

	Oct 20	Aug 21	Sep 21	Oct 21	Percent Change	
			Revised	Prelim	Month	Year
Civilian Labor Force (1)	115,800	117,100	118,300	117,800	-0.4%	1.7%
Civilian Employment	104,600	105,900	108,600	108,300	-0.3%	3.5%
Civilian Unemployment	11,200	11,200	9,700	9,500	-2.1%	-15.2%
Civilian Unemployment Rate	9.7%	9.6%	8.2%	8.0%		
(CA Unemployment Rate)	9.3%	7.5%	6.4%	6.1%		
(U.S. Unemployment Rate)	6.6%	5.3%	4.6%	4.3%		

Total, All Industries (2)	84,600	85,400	87,600	87,400	-0.2%	3.3%
Total Farm	16,900	15,900	16,900	16,700	-1.2%	-1.2%
Total Nonfarm	67,700	69,500	70,700	70,700	0.0%	4.4%
Total Private	49,800	51,800	51,700	51,500	-0.4%	3.4%
Goods Producing	13,300	14,300	14,300	13,900	-2.8%	4.5%
Mining, Logging, and Construction	2,700	2,900	2,800	2,800	0.0%	3.7%
Manufacturing	10,600	11,400	11,500	11,100	-3.5%	4.7%
Nondurable Goods	9,100	9,800	9,800	9,400	-4.1%	3.3%
Service Providing	54,400	55,200	56,400	56,800	0.7%	4.4%
Private Service Providing	36,500	37,500	37,400	37,600	0.5%	3.0%
Trade, Transportation & Utilities	13,600	13,700	13,700	13,900	1.5%	2.2%
Wholesale Trade	1,200	1,200	1,200	1,200	0.0%	0.0%
Retail Trade	8,600	8,300	8,400	8,500	1.2%	-1.2%
Transportation, Warehousing & Utilities	3,800	4,200	4,100	4,200	2.4%	10.5%
Information	200	200	200	200	0.0%	0.0%
Financial Activities	1,900	1,800	1,800	1,800	0.0%	-5.3%
Professional & Business Services	4,200	3,700	3,700	3,700	0.0%	-11.9%
Educational & Health Services	10,100	10,600	10,500	10,500	0.0%	4.0%
Leisure & Hospitality	5,200	6,200	6,200	6,200	0.0%	19.2%
Other Services	1,300	1,300	1,300	1,300	0.0%	0.0%
Government	17,900	17,700	19,000	19,200	1.1%	7.3%
Federal Government	900	800	800	800	0.0%	-11.1%
State & Local Government	17,000	16,900	18,200	18,400	1.1%	8.2%
State Government	3,900	3,500	3,900	4,000	2.6%	2.6%
State Government Education	3,300	2,900	3,300	3,400	3.0%	3.0%
State Government Excluding Education	600	600	600	600	0.0%	0.0%
Local Government	13,100	13,400	14,300	14,400	0.7%	9.9%
Local Government Excluding Education	3,900	3,900	4,100	3,900	-4.9%	0.0%
Special Districts plus Indian Tribes	600	600	600	600	0.0%	0.0%

**Notes:**

(1) Civilian labor force data are by place of residence; include self-employed individuals, unpaid family workers, household domestic workers, & workers on strike. Data may not add due to rounding. The unemployment rate is calculated using unrounded data.

(2) Industry employment is by place of work; excludes self-employed individuals, unpaid family workers, household domestic workers, & workers on strike. Data may not add due to rounding.

These data are produced by the Labor Market Information Division of the California Employment Development Department (EDD). Questions should be directed to: Steven Gutierrez 559-230-4102 or Frances Gines 951-955-3204

These data, as well as other labor market data, are available via the Internet at <http://www.labormarketinfo.edd.ca.gov>. If you need assistance, please call (916) 262-2162.

#####

**REPORT 400 C**  
**Monthly Labor Force Data for Counties**  
**October 2021 - Preliminary**  
 Data Not Seasonally Adjusted

COUNTY	RANK BY RATE	LABOR FORCE	EMPLOYMENT	UNEMPLOYMENT	RATE
<b>STATE TOTAL</b>	---	<b>19,103,500</b>	<b>17,936,800</b>	<b>1,166,700</b>	<b>6.1%</b>
ALAMEDA	21	809,500	769,400	40,100	5.0%
ALPINE	51	470	430	40	7.7%
AMADOR	31	14,760	13,930	830	5.6%
BUTTE	27	94,700	89,500	5,200	5.4%
CALAVERAS	16	21,660	20,650	1,010	4.7%
COLUSA	55	11,180	10,250	930	8.3%
CONTRA COSTA	25	540,700	511,900	28,800	5.3%
DEL NORTE	37	9,500	8,930	570	6.0%
EL DORADO	16	92,000	87,700	4,300	4.7%
FRESNO	50	443,400	409,500	33,900	7.6%
GLENN	27	12,930	12,230	700	5.4%
HUMBOLDT	20	60,700	57,800	2,900	4.8%
IMPERIAL	58	68,400	56,300	12,100	17.7%
INYO	16	8,220	7,840	390	4.7%
KERN	55	390,100	357,800	32,300	8.3%
KINGS	53	56,200	51,800	4,400	7.9%
LAKE	41	28,800	27,010	1,790	6.2%
LASSEN	5	10,340	9,910	430	4.1%
LOS ANGELES	52	5,027,300	4,632,800	394,500	7.8%
MADERA	49	61,600	57,100	4,500	7.3%
MARIN	1	134,300	129,700	4,600	3.4%
MARIPOSA	31	7,520	7,100	420	5.6%
MENDOCINO	21	36,750	34,900	1,850	5.0%
MERCED	54	117,800	108,300	9,500	8.0%
MODOC	13	3,450	3,290	160	4.6%
MONO	36	8,020	7,550	470	5.9%
MONTEREY	30	222,600	210,300	12,300	5.5%
NAPA	10	71,100	67,900	3,200	4.5%
NEVADA	10	47,740	45,610	2,140	4.5%
ORANGE	16	1,588,300	1,512,900	75,400	4.7%
PLACER	5	187,700	180,100	7,600	4.1%
PLUMAS	44	7,800	7,270	530	6.7%
RIVERSIDE	42	1,125,800	1,055,300	70,500	6.3%
SACRAMENTO	34	715,700	674,000	41,700	5.8%
SAN BENITO	34	31,800	30,000	1,900	5.8%
SAN BERNARDINO	42	988,200	925,700	62,500	6.3%
SAN DIEGO	25	1,553,900	1,471,000	82,900	5.3%
SAN FRANCISCO	4	562,100	540,200	21,800	3.9%
SAN JOAQUIN	48	333,100	309,000	24,100	7.2%
SAN LUIS OBISPO	7	132,600	127,000	5,700	4.3%
SAN MATEO	2	442,200	426,300	15,900	3.6%
SANTA BARBARA	10	220,800	211,000	9,900	4.5%
SANTA CLARA	3	1,034,500	996,300	38,200	3.7%
SANTA CRUZ	24	134,200	127,300	6,900	5.2%
SHASTA	27	75,400	71,300	4,100	5.4%
SIERRA	7	1,390	1,330	60	4.3%
SISKIYOU	37	17,320	16,290	1,040	6.0%
SOLANO	40	202,400	190,000	12,400	6.1%
SONOMA	7	249,300	238,700	10,600	4.3%
STANISLAUS	46	241,500	224,900	16,600	6.9%
SUTTER	45	46,300	43,100	3,200	6.8%
TEHAMA	31	26,380	24,900	1,470	5.6%
TRINITY	13	4,630	4,410	220	4.6%
TULARE	57	199,200	180,900	18,300	9.2%
TUOLUMNE	37	19,690	18,510	1,180	6.0%
VENTURA	21	411,900	391,100	20,700	5.0%
YOLO	13	107,200	102,300	4,900	4.6%
YUBA	47	30,500	28,300	2,100	7.0%

**Notes**

- 1) Data may not add due to rounding. The unemployment rate is calculated using unrounded data.
- 2) Labor force data for all geographic areas now reflect the March 2020 benchmark and Census 2010 population controls at the state level.