



THE WEEKLY COUNCIL INFORMATION REPORT

December 17, 2021

Merced PD Holds Annual Shop with a Cop Event

Officers and children had fun shopping at the annual Shop with a Cop event.

This event aims to foster positive relationships between youth and police officers. Each year, children in grades K through 8th are chosen by staff at their respective schools to shop at local stores where they can purchase gifts for immediate family members. Participants receive \$200 and are paired with police personnel for gift selection assistance. After shopping, the children enjoy a pizza lunch while getting to know the police officers. At the end of the event, children return to their schools.

Merced PD partners with the Merced Mall and Merced City School District to make this event possible each year! #shopwithacop #mercedmall #mercedpolice



Public Works Happy Retirement Kevin Johnson



Congratulations Kevin! Thank you for all your years of service.

After 27 years of service, Kevin Johnson will be retiring from the Public Works Administration Department as of Friday, December 24th. Kevin has continuously worked in Public Works since he was hired with the City on November 30, 1994. His breadth of knowledge and expertise in Maintenance Districts and Community Facilities Districts, as well as his many years of budget preparation experience, have been an asset to his division.

Kevin admittedly said he isn't much for long goodbyes, opting to keep it short and sweet: "It's been an amazing 27-year ride!!! See you all around town! 104 OUT."

Kevin, the Public Works Department would like to wish you the very best in retirement.

Public Works in Action



Parks Crews working to clear the bike near Shamrock Avenue at Rahilly Park.



Trees Crews working along 11th Street to clear branches and perform cleanups related to recent storms

Bellevue Ranch Landscape Improvements

The City hired contractor, Elite Landscape, continues with work in the Bellevue Ranch area. Trees are being planted along Merrill Place and Bancroft Drive this week.



Meet the City's Newest Officers

Recently, Chief Tom Cavallero had the pleasure of swearing in two new Police Officers and one honorary Officer, Buddy the Elf!

Adrian Opinski was born and raised in the Merced area. He previously worked with the Merced County Sheriff's Office as a corrections officer. He attended the Police Academy in Fresno and is excited to start his career with Merced. Adrian is a "legacy officer," and joins his brother, Joe, who is a member of the MPD family.

William Trevino was born and raised in Merced and graduated from Merced High School. He has an A.A. in Criminal Justice. William was on active duty in the Army for four years and is enrolled in the National Guard. He also attended the Police Academy in Fresno and is the proud father of 4-year-old twins.

Welcome to the Merced Police Department family!
#welcome #newhires #smile #happyfriday
#elfshenanigans




Welcome Officers Opinski and Trevino

Ropes Rescue Training at the Parcade

This week, the fire department conducted rope rescue training using an Artificial High Directional (AHD) system. AHDs are used during rescues where the rescuer or victim must go over an edge at ground level. The AHD elevates that edge, so the rope system is off the ground.

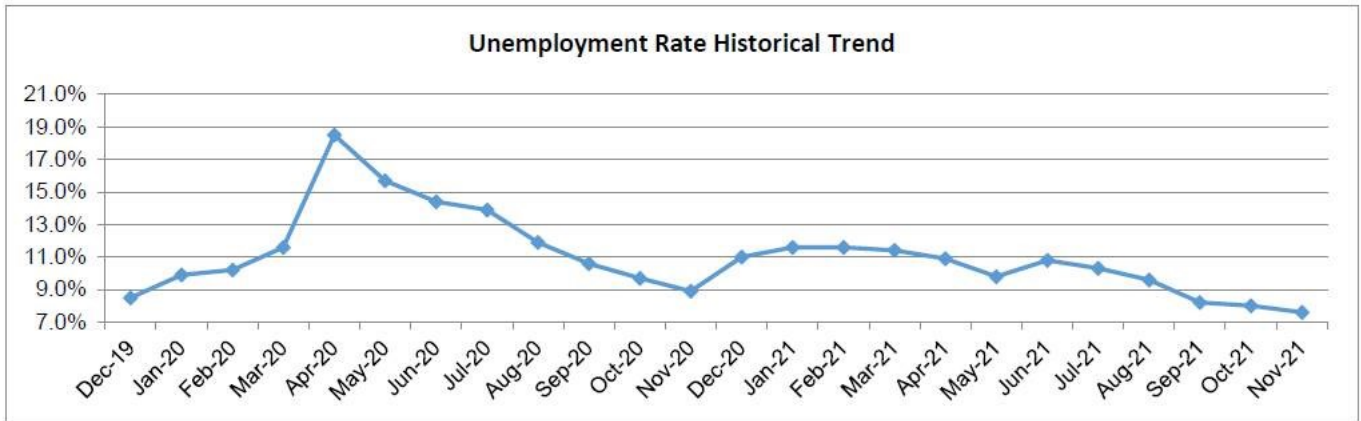
The department brought in First in Safety, a rescue training company, to conduct a “train the trainer” class covering various setups, applied forces, and safety aspects. As a result, Merced Fire personnel are now trained and prepared to roll out the same training to more than 55 department staff.

The Fire Department thanks the City of Merced Economic Development Department for the use of the Parcade parking structure and its elevator shaft, which allowed for real-life scenarios.



MERCED COUNTY UNEMPLOYMENT RATE FOR NOVEMBER 2021

The unemployment rate in the Merced County was 7.6 percent in November 2021, down from a revised 8.0 percent in October 2021, and below the year-ago estimate of 8.9 percent. This compares with an unadjusted unemployment rate of 5.4 percent for California and 3.9 percent for the nation during the same period. A copy of the Labor Market Information Report is attached.

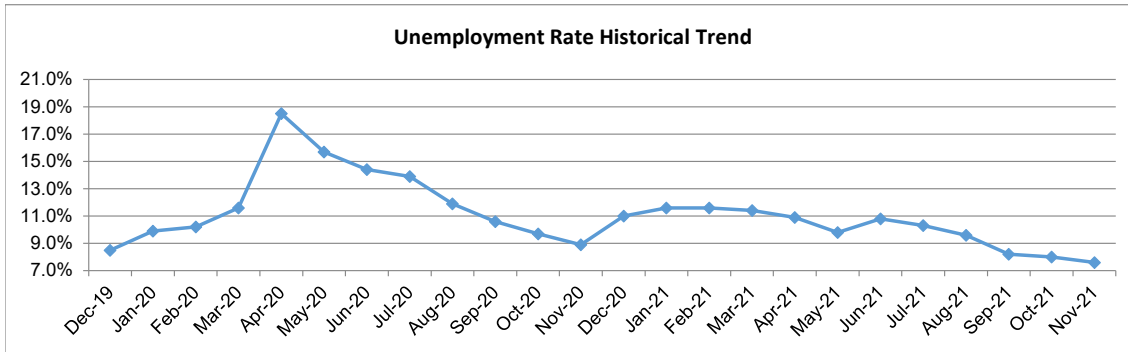


REPORTS & CORRESPONDENCE

- 1. Labor Market Information Page 6-8
- 2. Chamber Holiday Mixer Page 9
- 3. Lights Before Christmas Page 10
- 4. Hmong New Year Flyer Page 11
- 5. Giftbar Flyer Page 12

IMMEDIATE RELEASE
 MERCED METROPOLITAN STATISTICAL AREA (MSA)
 (Merced County)

The unemployment rate in the Merced County was 7.6 percent in November 2021, down from a revised 8.0 percent in October 2021, and below the year-ago estimate of 8.9 percent. This compares with an unadjusted unemployment rate of 5.4 percent for California and 3.9 percent for the nation during the same period.



Industry	Oct-2021	Nov-2021	Change		Nov-2020	Nov-2021	Change
	Revised	Prelim				Prelim	
Total, All Industries	87,400	84,200	(3,200)		82,300	84,200	1,900
Total Farm	16,700	14,900	(1,800)		14,700	14,900	200
Total Nonfarm	70,700	69,300	(1,400)		67,600	69,300	1,700
Mining, Logging, and Construction	2,800	2,700	(100)		2,700	2,700	0
Manufacturing	10,900	9,500	(1,400)		10,100	9,500	(600)
Trade, Transportation & Utilities	13,900	13,800	(100)		13,900	13,800	(100)
Information	200	200	0		200	200	0
Financial Activities	1,800	1,800	0		1,800	1,800	0
Professional & Business Services	3,900	3,900	0		4,200	3,900	(300)
Educational & Health Services	10,500	10,500	0		10,100	10,500	400
Leisure & Hospitality	6,200	6,000	(200)		5,500	6,000	500
Other Services	1,300	1,300	0		1,200	1,300	100
Government	19,200	19,600	400		17,900	19,600	1,700

Notes: Data not adjusted for seasonality. Data may not add due to rounding
 Labor force data are revised month to month
 Additional data are available on line at www.labormarketinfo.edd.ca.gov

Data Not Seasonally Adjusted

	Nov 20	Sep 21	Oct 21	Nov 21	Percent Change	
			Revised	Prelim	Month	Year
Civilian Labor Force (1)	113,000	118,300	117,700	114,800	-2.5%	1.6%
Civilian Employment	103,000	108,600	108,300	106,000	-2.1%	2.9%
Civilian Unemployment	10,000	9,700	9,400	8,800	-6.4%	-12.0%
Civilian Unemployment Rate	8.9%	8.2%	8.0%	7.6%		
(CA Unemployment Rate)	8.3%	6.4%	6.1%	5.4%		
(U.S. Unemployment Rate)	6.4%	4.6%	4.3%	3.9%		

Total, All Industries (2)	82,300	87,600	87,400	84,200	-3.7%	2.3%
Total Farm	14,700	16,900	16,700	14,900	-10.8%	1.4%
Total Nonfarm	67,600	70,700	70,700	69,300	-2.0%	2.5%
Total Private	49,700	51,700	51,500	49,700	-3.5%	0.0%
Goods Producing	12,800	14,300	13,700	12,200	-10.9%	-4.7%
Mining, Logging, and Construction	2,700	2,800	2,800	2,700	-3.6%	0.0%
Manufacturing	10,100	11,500	10,900	9,500	-12.8%	-5.9%
Nondurable Goods	8,600	9,800	9,300	8,200	-11.8%	-4.7%
Service Providing	54,800	56,400	57,000	57,100	0.2%	4.2%
Private Service Providing	36,900	37,400	37,800	37,500	-0.8%	1.6%
Trade, Transportation & Utilities	13,900	13,700	13,900	13,800	-0.7%	-0.7%
Wholesale Trade	1,200	1,200	1,200	1,200	0.0%	0.0%
Retail Trade	8,900	8,400	8,500	8,400	-1.2%	-5.6%
Transportation, Warehousing & Utilities	3,800	4,100	4,200	4,200	0.0%	10.5%
Information	200	200	200	200	0.0%	0.0%
Financial Activities	1,800	1,800	1,800	1,800	0.0%	0.0%
Professional & Business Services	4,200	3,700	3,900	3,900	0.0%	-7.1%
Educational & Health Services	10,100	10,500	10,500	10,500	0.0%	4.0%
Leisure & Hospitality	5,500	6,200	6,200	6,000	-3.2%	9.1%
Other Services	1,200	1,300	1,300	1,300	0.0%	8.3%
Government	17,900	19,000	19,200	19,600	2.1%	9.5%
Federal Government	800	800	800	800	0.0%	0.0%
State & Local Government	17,100	18,200	18,400	18,800	2.2%	9.9%
State Government	3,800	3,900	4,100	4,200	2.4%	10.5%
State Government Education	3,200	3,300	3,500	3,600	2.9%	12.5%
State Government Excluding Education	600	600	600	600	0.0%	0.0%
Local Government	13,300	14,300	14,300	14,600	2.1%	9.8%
Local Government Excluding Education	3,900	4,100	3,900	3,900	0.0%	0.0%
Special Districts plus Indian Tribes	600	600	600	600	0.0%	0.0%

Notes:

(1) Civilian labor force data are by place of residence; include self-employed individuals, unpaid family workers, household domestic workers, & workers on strike. Data may not add due to rounding. The unemployment rate is calculated using unrounded data.

(2) Industry employment is by place of work; excludes self-employed individuals, unpaid family workers, household domestic workers, & workers on strike. Data may not add due to rounding.

These data are produced by the Labor Market Information Division of the California Employment Development Department (EDD). Questions should be directed to: Steven Gutierrez 559-230-4102 or Frances Gines 951-955-3204

These data, as well as other labor market data, are available via the Internet at <http://www.labormarketinfo.edd.ca.gov>. If you need assistance, please call (916) 262-2162.

#####

REPORT 400 C
Monthly Labor Force Data for Counties
November 2021 - Preliminary
 Data Not Seasonally Adjusted

COUNTY	RANK BY RATE	LABOR FORCE	EMPLOYMENT	UNEMPLOYMENT	RATE
STATE TOTAL	---	19,178,900	18,138,400	1,040,500	5.4%
ALAMEDA	16	813,300	778,800	34,600	4.3%
ALPINE	46	500	460	30	6.5%
AMADOR	29	14,630	13,890	740	5.1%
BUTTE	26	94,000	89,400	4,600	4.9%
CALAVERAS	14	21,500	20,610	900	4.2%
COLUSA	57	10,630	9,530	1,100	10.3%
CONTRA COSTA	22	542,600	517,800	24,800	4.6%
DEL NORTE	41	9,250	8,740	520	5.6%
EL DORADO	11	92,000	88,300	3,800	4.1%
FRESNO	50	445,100	413,800	31,300	7.0%
GLENN	29	12,500	11,870	630	5.1%
HUMBOLDT	16	60,600	58,000	2,600	4.3%
IMPERIAL	58	68,000	57,500	10,500	15.5%
INYO	16	8,190	7,840	350	4.3%
KERN	54	388,800	360,100	28,700	7.4%
KINGS	53	55,800	51,800	4,100	7.3%
LAKE	43	28,340	26,690	1,650	5.8%
LASSEN	8	10,040	9,650	390	3.8%
LOS ANGELES	52	5,084,300	4,722,100	362,200	7.1%
MADERA	48	61,100	57,000	4,100	6.7%
MARIN	1	134,700	130,700	3,900	2.9%
MARIPOSA	38	7,170	6,770	400	5.5%
MENDOCINO	25	36,400	34,670	1,730	4.7%
MERCED	55	114,800	106,000	8,800	7.6%
MODOC	22	3,330	3,170	150	4.6%
MONO	33	7,900	7,490	410	5.2%
MONTEREY	38	217,100	205,100	12,000	5.5%
NAPA	14	68,600	65,700	2,900	4.2%
NEVADA	9	47,860	45,970	1,890	3.9%
ORANGE	11	1,593,300	1,528,500	64,700	4.1%
PLACER	5	188,100	181,500	6,600	3.5%
PLUMAS	50	7,400	6,880	520	7.0%
RIVERSIDE	34	1,131,100	1,070,000	61,100	5.4%
SACRAMENTO	29	715,700	679,200	36,500	5.1%
SAN BENITO	34	31,700	29,900	1,700	5.4%
SAN BERNARDINO	38	993,200	938,800	54,400	5.5%
SAN DIEGO	22	1,563,700	1,492,400	71,300	4.6%
SAN FRANCISCO	4	565,600	546,800	18,800	3.3%
SAN JOAQUIN	47	330,100	308,500	21,700	6.6%
SAN LUIS OBISPO	6	133,700	128,800	4,900	3.6%
SAN MATEO	2	445,000	431,300	13,600	3.1%
SANTA BARBARA	9	220,600	212,000	8,600	3.9%
SANTA CLARA	3	1,037,100	1,004,200	32,900	3.2%
SANTA CRUZ	26	133,100	126,600	6,600	4.9%
SHASTA	26	75,000	71,300	3,700	4.9%
SIERRA	11	1,360	1,300	60	4.1%
SISKIYOU	42	16,940	15,970	970	5.7%
SOLANO	34	202,700	191,700	11,000	5.4%
SONOMA	7	247,600	238,400	9,200	3.7%
STANISLAUS	44	241,300	226,400	14,900	6.2%
SUTTER	48	45,700	42,600	3,100	6.7%
TEHAMA	29	25,910	24,580	1,330	5.1%
TRINITY	20	4,520	4,320	200	4.4%
TULARE	56	200,300	183,800	16,500	8.2%
TUOLUMNE	34	19,610	18,540	1,070	5.4%
VENTURA	20	412,300	394,000	18,300	4.4%
YOLO	16	106,800	102,200	4,500	4.3%
YUBA	45	30,400	28,500	1,900	6.4%

Notes

- 1) Data may not add due to rounding. The unemployment rate is calculated using unrounded data.
- 2) Labor force data for all geographic areas now reflect the March 2020 benchmark and Census 2010 population controls at the state level.

THE MERCED COUNTY HISPANIC
CHAMBER OF COMMERCE PRESENTS A

Holiday Mixer

Bob Hart Square

510 WEST MAIN STREET, MERCED CA

DECEMBER 17th | 5pm - 9pm

**JOIN US FOR A HOLIDAY MIXER HAPPENING ALONGSIDE
OUR HOLIDAY MERCADO! BRING YOUR BUSINESS CARDS
AND BEST SALES PITCH FOR AN EVENING OF NETWORKING.**

**SPECIAL GUESTS INCLUDE THE LOS BANOS CHAMBER
OF COMMERCE AND GUSTINE CHAMBER OF COMMERCE**

**FOR MORE INFO CALL (209) 384-9537
WWW.MERCEDHCC.COM**



CITY OF MERCED PARKS AND RECREATION

Lights Before Christmas

JOIN US FOR A MAGICAL NIGHT FILLED WITH PHOTO BOOTHS, HOLIDAY MUSIC, HOT COCOA, AND CHRISTMAS JOY!



DECEMBER 16TH - 19TH | 5:00PM-7:30PM
AT APPLGATE PARK ZOO!

1045 W. 25TH ST. MERCED, CA



MERCED LAO FAMILY COMMUNITY, INC. PRESENTS

DEC. 18-19

MERCED 2021-22

HMONG NEW YEAR CELEBRATION



ENJOY FOOD & CULTURE

TRADITIONAL BALL TOSSING

CULTURE & TALENT SHOW

DANCE COMPETITION

SPORTS COMPETITION

SPORTS TOURNAMENT

SOCCER / VOLLEYBALL / FLAG FOOTBALL

TOP SPIN / XATON



MERCED LAO FAMILY COMMUNITY, INC.
1748 Miles Court #8 Merced, CA 95348

(209) 384-7384

Sports Tournament: Kenedy Yang (209) 499 - 5701
Dance Contest: Teng Thao (209) 500 - 9938
Vendor or Booth: Gao Cha (209) 384 - 7384
Sponsor: Ye Thao (209) 384 - 7384

EVENT LOCATION

Merced County
Fairgrounds

900 Martin Luther King Jr. Way
Merced, Ca 95340



GIFTBAR 2.0



HOW TO PICK THE PERFECT GIFT AND SUPPORT LOCAL BUSINESSES

VISIT [MERCEDCARES.COM](https://www.mercedcares.com)