




THE WEEKLY COUNCIL INFORMATION REPORT

April 15, 2022

NATIONAL PUBLIC SAFETY TELECOMMUNICATIONS WEEK THANK YOU CITY OF MERCED DISPATCH TEAM



Sunday, April 10 marked the first day of National Public Safety Telecommunications Week. This event is observed every second week in April to recognize telecommunicators who dedicate their lives to serving the public as they help save lives every day.

According to the U.S. Bureau of Labor Statistics, Public Safety Telecommunicators, which includes 911 operators and fire dispatchers, answer emergency and nonemergency calls and provide resources to assist those in need.

According to the Bureau's 2020 report, there were approximately 95,400 Public safety Telecommunicators in the U.S., with an expected growth rate of 8% annually to meet demand.

The City of Merced Dispatch Center employs 11 trained dispatch professionals. Dispatchers are almost always the first contact the public has with police and fire. They answer incoming 911 calls for the City 24 hours a day, 365 days a year, and process requests for service for police, fire, and emergency medical assistance. They are responsible for triaging and prioritizing calls, making referrals to other agencies, and tracking and monitoring the safety of field personnel in the City of Merced, among many other critical responsibilities. During 2021, the Dispatch Center processed 200,000 calls for service. If you're interested in learning more about the City's Dispatch Center, contact Emily Foster at fostere@cityofmerced.org



Tune into 1480kyos.com this Saturday morning, April 16th, between 7 to 10 a.m. to hear **Director of Parks and Community Services, Christopher Jensen**, as he talks about Department's progress and upcoming programming available for community members.

Meet Wallace (Wally) Broughton

Wally is the Public Works Manager-Operations for the City of Merced. Wally oversees the City's Fleet, Facilities, and Solid Waste operations in the Public Works Department. Wally joined the City in April 2008 as a Fleet Maintenance Lead Worker until he was promoted to Fleet Supervisor, and then PWM-Operations.

Currently, Wally leads three very different divisions, including the Fleet, Facilities, and Solid Waste Divisions. He works to support leadership teams in each division, so they have the tools and resources necessary to be productive and successful leaders.

As an internal service, the Fleet Division maintains more than 600 units of equipment for every City department. Additionally, facilities, another internal division, is responsible for cleaning, maintaining, and upgrading all City of Merced facilities. Lastly, the Solid Waste Division provides service to more than 22,000 residential and commercial customers. This division also includes encampment clean-up services, assistance during Community Clean-Up days, and maintains the Bulky Item Drop-Off site.

In addition to these internal programs, Wally and his team are responsible for the third-party litter abatement contract and a delegated maintenance agreement with CalTrans.

Wally prefers the variety of working with three very different divisions and the day-to-day fast pace each area requires.

When asked to share something people might not know about him, he said, "I'm a second-generation City employee. My father, Wallace Lee Broughton, is a retired police commander. He was employed with the City for 30 years.

When not at work, Wally enjoys traveling with his Family as well as building Hotrods and Race Cars at his home shop.





The Northern California Special Olympics Law Enforcement Torch Run will be returning to Merced County on June 22, 2022. Special Olympics Northern California enriches the lives of nearly 26,000 children and adults with intellectual disabilities and their communities in Northern California through sports, education, and athlete health. Last year law enforcement agencies in Northern California raised over one million dollars for the Special Olympics. Our Merced PD team raised over \$7500.00. Every \$250 raised allows an athlete to train and compete for an entire year.

What the Law Enforcement Torch Run means to the Merced Police Department: A key topic in law enforcement today is community policing. Through fundraising events like the Law Enforcement Torch Run, Merced Police Department personnel will engage with community members and business owners throughout the city of Merced. This type of engagement humanizes law enforcement through positive contact with our citizens.

Don't let the word **run** scare you away. This is not a uniformed run, nor is it a race. The Law Enforcement Torch Run is a fun event that allows law enforcement the opportunity to guard the Special Olympics Torch as it makes its way through Northern California.

How to sign up: Merced Police Department is the team-name to use on the Special Olympics website visit [sonc.org](https://www.sonc.org). If you want to run, click [join our team](#). If you do not want to run but would like to donate click [support us](#). A \$35 fee will be required for runners. The fee covers your shirt cost. Runners will receive an athletic style LETR shirt to wear during the run.

For more information
<https://www.sonc.org/LETRtorchrn>



MEET OUR NEWEST POLICE OFFICERS

Chief Tom Cavallero had the pleasure of swearing in three new Police Officers today, April 15, 2022.

Ashley Adame was born and raised in the East Los Angeles area. Ashley has lived in Turlock for the last nine years and worked for Turlock Police Department for the previous 3½ years as a dispatcher. She obtained her B.A. in Criminal Justice from Stan State. She graduated in March from the Fresno City College Police Academy.

Michael Olivas was born and raised in the Fresno area. He is married and has two children. Michael previously worked security in two Fresno hospitals and recently worked as a human resource specialist for a law firm. He has an A.S. in Business Administration. Michael graduated in March from the Fresno City College Police Academy.

Samuel Mora was born and raised in Merced and was a member of the first graduating class of El Capitan High School. Samuel has an A.S. in Administration of Justice and worked as a deputy sheriff for San Bernardino Sheriff's Office for two years. Samuel moved back to Merced because he wanted to work in the community where he was raised.

Welcome to the Merced Police Department family, Officers Adame, Olivas, and Mora!

ENGINEERING UPDATE

#119070 -CMAQ (052) Sidewalks 7th St, 8th St and Linda Lane Mid Cal Pipeline & Utilities, Inc. crew working on compaction in the ramps. This project is approximately 2%



#120044 – B Street Improvements Childs Ave. to E. 15th St. Rolfe Construction, Inc. crew working on drainage. This project is approximately 55% complete.



#121034 - McNamara Park Playground Miracle Playsystems, Inc. playground equipment. This project is approximately 100% completed.



Construction Projects

1. 117039 - G Street Improvements Childs Ave. to 13th St.
2. 119042 – CMAQ (048) John Muir Sidewalks
3. 119070 - CMAQ (052) Sidewalks 7th St., 8th St. and Linda Ln.
4. 120044 – B St. Improvements – Childs Ave. to E. 15th St.
5. 121034 - McNamara Park Playground
6. 122012 – Fahrens Park Playground
7. 122049 – Dog Park
8. 122055 – Bear Creek Bike Path Embankment Repair
9. 122069 – Laura Fountain

Projects in Design

1. 113002 - R Street - 16th to 18th Street (90%)
2. 114049 - Highway 59 and 16th Street Signal and Channelization (95%)
3. 119025 - Orchard Avenue Sewer (95%)
4. 119043 - CMAQ (049) Motel Drive (95%)
5. 119069 - CMAQ (050) Sidewalks R St., S St., and Stuart Dr. (10%)
6. 120043 - CMAQ (051) Sidewalks Olive Ave., Parsons Ave. and Alexander Ave. (90%)
7. 121044 - CMAQ (055) Nottingham Sidewalks (95%)
8. 121045 - CMAQ (057) Merced North Transit Hub (95%)
9. 120003 – 18th St. – R St. to V St. (20%)
10. 120009 - Yosemite Ave. - Parsons to Mansionette (10%)
11. 120064/120065 - Highway 59 Widening & Black Rascal Creek Bridge (24%)
12. 122033 – Bel Air Sewer Line (30%)
13. 122050 - R St. – Olive Ave. to Northwood Dr. (15%)
14. 122013 – Regional Park Restrooms (70%)


Bellevue Ranch Landscape Improvements

The City hired contractor, Elite Landscape, continues work with in the Bellevue Ranch area. Crews are planting additional shrubbery and continuing to spread mulch throughout the area.



Splash Pad Clean Up

On April 7, 2022, the Parks and Community Services Department and Public Works Department worked long hours cleaning and beautifying the Stephen Leonard Splash Pad. This upcoming summer, the Splash Pad will reopen its doors after being closed for the past two years. Splash Pad reopening and summer hours of operation to be determined.



City of Merced Youth Council Town Halls

The Youth Council presented a Townhall at Golden Valley High School hosting seven rallies back-to-back. The council presented on current city projects, ARPA, recruitment opportunities and civic engagement. More than 500 students from history and government classes attended these Town Hall events.



On the Calendar at Parks & Rec

Tennis: Registration is open. Contact the Parks & Rec Dept for details.

Junior Giants: Registration is open and filling up fast. The had to extend T-Ball and Majors each with an addition of 30 players for each division. We are accumulating a waitlist as this is a highly anticipated program.

Summer Camp: Registration has also opened as we are gradually receiving sign ups as well.

Movies in the Park: The dept is finalizing the upcoming movie series. More information is coming soon.


Mall Outreach: Parks and Rec will have an info table at Merced Mall on April 15th from 12-5pm. The team will be distributing information about upcoming programs and events.

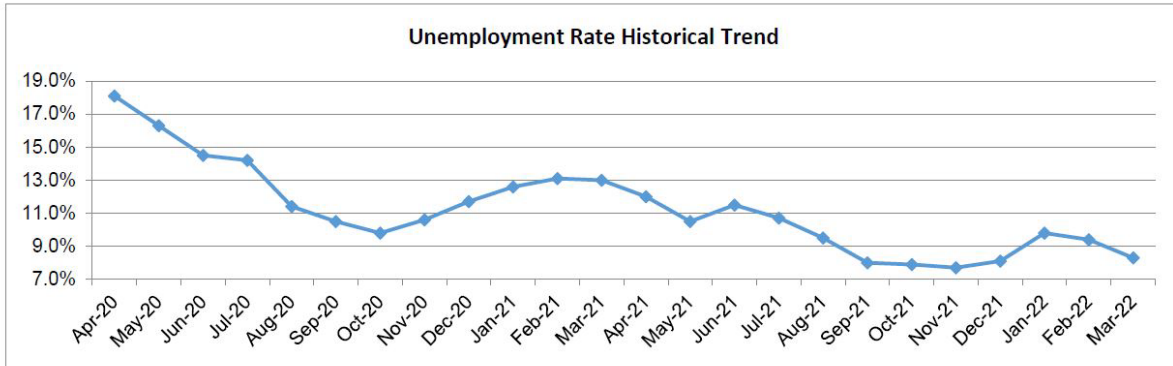
Pizza Social with City Council: On April 11th, Merced Youth Council had the opportunity to meet with City Staff, Mayor Serratto, and Councilman Ornelas who is not featured in this photo. MYC were able to discuss about current and future city projects, the needs for youth activities, and some basic principles on how the city recruit commercial businesses.



Cannabis Grant

This week Officer Jeff Gonzalez and Officer Craig McKeeman gave educational presentations on marijuana and its effects at Sequoia high school. In addition, students got to try out the DUI goggles, which simulate a person's impairment when under the influence of alcohol or drugs.





MERCED COUNTY MARCH 2022 LABOR MARKET REPORT

The unemployment rate in the Merced County was 8.3 percent in March 2022, down from a revised 9.4 percent in February 2022, and below the year-ago estimate of 13.0 percent. This compares with an unadjusted unemployment rate of 4.2 percent for California and 3.8 percent for the nation during the same period. A copy of the March 2022 Labor Market Report for Merced County is attached.

In Memory of Officer Stephan Gray

On Friday, April 15th the Police Department held a memorial service to honor Officer Stephan Gray who was shot and killed in the line of duty on April 15, 2004.



**Officer Stephan Gray #106
End of Watch - April 15, 2004**

REPORTS & CORRESPONDENCE

1. Planning Commission Meeting Agenda Pg. 12
2. Labor Market Report Pg. 16
3. Easter at Applegate Park Flyer Pg. 19



CITY OF MERCED

Merced Civic Center
678 W. 18th Street
Merced, CA 95340

Meeting Agenda

Planning Commission

Wednesday, April 20, 2022

7:00 PM

City Council Chamber, 2nd Floor, Merced Civic
Center, 678 W. 18th Street, Merced, CA 95340

NOTICE TO PUBLIC

WELCOME TO THE MEETING OF THE MERCED PLANNING COMMISSION

At least 72 hours prior to each regular Planning Commission meeting, a complete agenda packet is available for review on the City's website at www.cityofmerced.org or at the Planning Division Office, 678 W. 18th Street, Merced, CA 95340. All public records relating to an open session item that are distributed to a majority of the Commission will be available for public inspection at the Planning Division Office during regular business hours. The Planning Commission also serves as the Board of Zoning Adjustment and the Design Review/Historic Preservation Commission.

PUBLIC COMMENT: OBTAIN SPEAKER CARD FROM THE CLERK

Members of the audience who wish to address the Planning Commission are requested to complete a speaker card available at the podium against the right-hand side of the Council Chamber. Please submit the completed card to the Clerk before the item is called, preferably before the meeting begins. Speakers will be called up, 3 to 5 at a time, in the order in which the forms are received. Please use the microphone and state your name and city of residence for the record. For permits, licenses, and other entitlements, the applicant will be allowed 15 minutes (including rebuttal), the appellant/leader of the opposition will be allowed 15 minutes (including rebuttal), and all other speakers shall have 5 minutes each, unless the number of speakers is over 3, which in that case, comments shall be limited to 3 minutes each. For all other issues, for 3 or less speakers, 5 minutes each and for over 3 speakers, 3 minutes each shall be allotted. A timer clock is located above the City Council dais illuminating the remaining time. Once the buzzer sounds, please be courteous and conclude your remarks.

Material may be emailed to planningweb.org and should be limited to 300 words or less. Please specify which portion of the agenda you are commenting on, for example, Item # or Oral Communications. Your comments will be presented to the Planning Commission at the appropriate time. Any correspondence received after 1 PM will be distributed to the Planning Commission and retained for the official record.

You may provide telephonic comments via voicemail by calling (209) 388-7390 by no later than 1 PM on the day of the meeting to be added to the public comment. Voicemails will be limited to a time limit of one (1) minute. Please specify which portion of the agenda you are commenting on, for example, Item #, Consent item #, or Oral Communications. Your comments will be played during the Planning Commission meeting at the appropriate time.

INDIVIDUALS WITH DISABILITIES

Accommodation for individuals with disabilities may be arranged by contacting the Planning Division at (209) 385-6858. Assisted hearing devices are available for meetings held in the Council Chamber.

A. CALL TO ORDER

A.1. Moment of Silence

A.2. Pledge of Allegiance to the Flag

B. ROLL CALL

C. ORAL COMMUNICATIONS

Members of the public who wish to speak on any matter not listed on the agenda may speak during this portion of the meeting and will be allotted 5 minutes. The Chairperson may, at their discretion, reduce the time to 3 minutes if there are more than 3 speakers, in order to accommodate as many speakers as possible. State law prohibits the Planning Commission from acting at this meeting on any matter raised during the public comment period. Members of the public who wish to speak on a matter that is listed on the agenda will be called upon to speak during discussion of that item. Please submit a Request to Speak card prior to the item being called.

D. CONSENT CALENDAR

Adoption of the Consent Calendar may be made with one motion of the Planning Commission provided that any Planning Commission member, individual, or organization may request removal of an item from the Consent Calendar for separate consideration. If a request for removal of an item from the Consent Calendar has been received, the item will be discussed and voted on separately. With Consent items, there is generally no staff presentation but staff is available for questions.

D.1 [22-315](#) **SUBJECT:** Planning Commission Minutes of April 6, 2022

ACTION:

Approving and filing the Planning Commission Minutes of April 6, 2022

ATTACHMENTS

1. Draft Minutes of April 6, 2022

E. PUBLIC HEARINGS AND ACTION ITEMS

Members of the public who wish to speak on public hearings listed on the agenda will be heard when the Public Hearing is opened, except on Public Hearing items previously heard and closed to public comment. After the public has commented, the item is closed to further public comment and brought to the Commission for discussion and action. Further comment will not be received unless requested by the Commission.

E.1 [22-267](#) **SUBJECT:** Commercial Cannabis Business Permit #21-07, initiated by Zhen Wu for Koyami, Inc., on behalf of James and Lynda Moulton, property owners. This application is to permit indoor cultivation of cannabis and cannabis-based products at 115 Heron Way, using an existing building on approximately 1.66 acres. The property is zoned Light Industrial (I-L), with a General Plan designation of Manufacturing Industrial (IND). **PUBLIC HEARING**

ACTION: Approve/Disapprove/Modify
 1) Environmental Review #21-37 (*Categorical Exemption*)
 2) Commercial Cannabis Business Permit #21-07

SUMMARY

This application is for a permit to utilize the property at 115 Heron Way, for cannabis-related business activities. The permits seeks to allow Koyami, Inc. to operate an indoor cultivation facility for cannabis and cannabis-related products. The project proposes to use and modify an existing building, which has access to utilities. Staff is recommending approval.

RECOMMENDATION

Planning staff recommends that the Planning Commission approve Environmental Review #21-37 (*Categorical Exemption*), and Commercial Cannabis Business Permit (CCBP) #21-07, subject to the conditions in Exhibit A and the findings/considerations in Exhibit B of the Draft Resolution at Attachment A.

E.2 [22-318](#) **SUBJECT:** Cancellation of May 4, 2022, Planning Commission Meeting due to lack of items

ACTION:
Cancel the Planning Commission Meeting of May 4, 2022

F. INFORMATION ITEMS

F.1 [22-317](#) **SUBJECT:** Report by Planning Manager of Upcoming Agenda Items

ACTION

Information only.

F.2 [22-316](#)

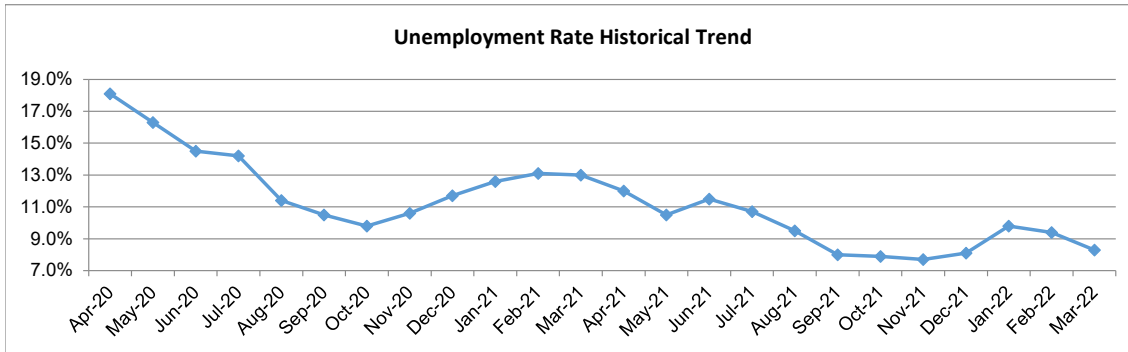
SUBJECT: Calendar of Meetings/Events

- April 18 City Council, 6:00 p.m.
- 20 Planning Commission, 7:00 p.m.
- 26 Bicycle and Pedestrian Advisory Commission, 4:00 p.m.
- May 2 City Council, 6:00 p.m.
- 4 Planning Commission, 7:00 p.m. **(To be Cancelled)**
- 16 City Council, 6:00 p.m.
- 18 Planning Commission, 7:00 p.m.
- June 6 City Council, 6:00 p.m.
- 8 Planning Commission, 7:00 p.m.
- 21 City Council, 6:00 p.m. **(Tuesday)**
- 22 Planning Commission, 7:00 p.m.
- 28 Bicycle and Pedestrian Advisory Commission, 4:00 p.m.

G. ADJOURNMENT

IMMEDIATE RELEASE
 MERCED METROPOLITAN STATISTICAL AREA (MSA)
 (Merced County)

The unemployment rate in the Merced County was 8.3 percent in March 2022, down from a revised 9.4 percent in February 2022, and below the year-ago estimate of 13.0 percent. This compares with an unadjusted unemployment rate of 4.2 percent for California and 3.8 percent for the nation during the same period.



Industry	Feb-2022	Mar-2022	Change		Mar-2021	Mar-2022	Change
	Revised	Prelim				Prelim	
Total, All Industries	82,400	83,400	1,000		78,500	83,400	4,900
Total Farm	12,000	12,100	100		11,700	12,100	400
Total Nonfarm	70,400	71,300	900		66,800	71,300	4,500
Mining, Logging, and Construction	3,200	3,300	100		3,000	3,300	300
Manufacturing	9,300	9,400	100		8,900	9,400	500
Trade, Transportation & Utilities	13,600	13,500	(100)		13,100	13,500	400
Information	200	200	0		200	200	0
Financial Activities	1,900	1,900	0		1,900	1,900	0
Professional & Business Services	3,800	3,800	0		3,800	3,800	0
Educational & Health Services	10,800	10,800	0		10,500	10,800	300
Leisure & Hospitality	6,600	6,800	200		5,400	6,800	1,400
Other Services	1,600	1,700	100		1,400	1,700	300
Government	19,400	19,900	500		18,600	19,900	1,300

Notes: Data not adjusted for seasonality. Data may not add due to rounding
 Labor force data are revised month to month
 Additional data are available on line at www.labormarketinfo.edd.ca.gov

Data Not Seasonally Adjusted

	Mar 21	Jan 22	Feb 22	Mar 22	Percent Change	
			Revised	Prelim	Month	Year
Civilian Labor Force (1)	114,000	116,100	116,800	116,800	0.0%	2.5%
Civilian Employment	99,200	104,700	105,900	107,100	1.1%	8.0%
Civilian Unemployment	14,800	11,400	10,900	9,700	-11.0%	-34.5%
Civilian Unemployment Rate	13.0%	9.8%	9.4%	8.3%		
(CA Unemployment Rate)	8.6%	5.5%	4.9%	4.2%		
(U.S. Unemployment Rate)	6.2%	4.4%	4.1%	3.8%		

Total, All Industries (2)	78,500	82,000	82,400	83,400	1.2%	6.2%
Total Farm	11,700	12,500	12,000	12,100	0.8%	3.4%
Total Nonfarm	66,800	69,500	70,400	71,300	1.3%	6.7%
Total Private	48,200	50,500	51,000	51,400	0.8%	6.6%
Goods Producing	11,900	12,400	12,500	12,700	1.6%	6.7%
Mining, Logging, and Construction	3,000	3,200	3,200	3,300	3.1%	10.0%
Manufacturing	8,900	9,200	9,300	9,400	1.1%	5.6%
Nondurable Goods	7,300	7,600	7,800	7,900	1.3%	8.2%
Service Providing	54,900	57,100	57,900	58,600	1.2%	6.7%
Private Service Providing	36,300	38,100	38,500	38,700	0.5%	6.6%
Trade, Transportation & Utilities	13,100	13,500	13,600	13,500	-0.7%	3.1%
Wholesale Trade	1,100	1,200	1,200	1,200	0.0%	9.1%
Retail Trade	8,600	8,700	8,700	8,600	-1.1%	0.0%
Transportation, Warehousing & Utilities	3,400	3,600	3,700	3,700	0.0%	8.8%
Information	200	200	200	200	0.0%	0.0%
Financial Activities	1,900	1,900	1,900	1,900	0.0%	0.0%
Professional & Business Services	3,800	3,800	3,800	3,800	0.0%	0.0%
Educational & Health Services	10,500	10,600	10,800	10,800	0.0%	2.9%
Leisure & Hospitality	5,400	6,500	6,600	6,800	3.0%	25.9%
Other Services	1,400	1,600	1,600	1,700	6.3%	21.4%
Government	18,600	19,000	19,400	19,900	2.6%	7.0%
Federal Government	700	700	700	700	0.0%	0.0%
State & Local Government	17,900	18,300	18,700	19,200	2.7%	7.3%
State Government	4,000	3,700	4,000	4,100	2.5%	2.5%
State Government Education	3,400	3,100	3,400	3,500	2.9%	2.9%
State Government Excluding Education	600	600	600	600	0.0%	0.0%
Local Government	13,900	14,600	14,700	15,100	2.7%	8.6%
Local Government Excluding Education	3,900	3,900	3,900	4,100	5.1%	5.1%
Special Districts plus Indian Tribes	600	600	600	600	0.0%	0.0%

Notes:

(1) Civilian labor force data are by place of residence; include self-employed individuals, unpaid family workers, household domestic workers, & workers on strike. Data may not add due to rounding. The unemployment rate is calculated using unrounded data.

(2) Industry employment is by place of work; excludes self-employed individuals, unpaid family workers, household domestic workers, & workers on strike. Data may not add due to rounding.

These data are produced by the Labor Market Information Division of the California Employment Development Department (EDD). Questions should be directed to: Steven Gutierrez 559-230-4102 or Frances Gines 951-955-3204

These data, as well as other labor market data, are available via the Internet at <http://www.labormarketinfo.edd.ca.gov>. If you need assistance, please call (916) 262-2162.

#####

REPORT 400 C
Monthly Labor Force Data for Counties
March 2022 - Preliminary
 Data Not Seasonally Adjusted

COUNTY	RANK BY RATE	LABOR FORCE	EMPLOYMENT	UNEMPLOYMENT	RATE
STATE TOTAL	---	19,374,100	18,551,100	823,000	4.2%
ALAMEDA	9	832,800	805,900	26,800	3.2%
ALPINE	40	560	530	30	5.3%
AMADOR	27	14,520	13,860	660	4.5%
BUTTE	26	93,000	88,900	4,100	4.4%
CALAVERAS	14	21,700	20,940	770	3.5%
COLUSA	58	10,850	9,490	1,350	12.5%
CONTRA COSTA	14	556,700	537,400	19,300	3.5%
DEL NORTE	38	9,390	8,920	480	5.1%
EL DORADO	11	93,900	90,800	3,100	3.3%
FRESNO	49	453,900	422,800	31,100	6.9%
GLENN	36	12,690	12,050	640	5.0%
HUMBOLDT	20	59,900	57,800	2,200	3.7%
IMPERIAL	57	70,300	61,600	8,700	12.3%
INYO	18	8,310	8,010	300	3.6%
KERN	53	380,100	351,000	29,200	7.7%
KINGS	51	56,600	52,400	4,300	7.5%
LAKE	36	28,790	27,340	1,450	5.0%
LASSEN	27	8,840	8,440	400	4.5%
LOS ANGELES	35	5,072,300	4,824,600	247,700	4.9%
MADERA	47	63,600	59,500	4,100	6.4%
MARIN	2	132,000	128,800	3,100	2.4%
MARIPOSA	42	6,360	6,000	360	5.7%
MENDOCINO	22	37,600	36,150	1,460	3.9%
MERCED	54	116,800	107,100	9,700	8.3%
MODOC	46	3,170	2,980	190	5.9%
MONO	18	9,550	9,200	350	3.6%
MONTEREY	52	207,700	191,900	15,800	7.6%
NAPA	9	70,100	67,900	2,300	3.2%
NEVADA	11	48,120	46,510	1,600	3.3%
ORANGE	8	1,597,500	1,547,700	49,800	3.1%
PLACER	5	194,400	189,000	5,400	2.8%
PLUMAS	56	6,980	6,380	600	8.6%
RIVERSIDE	24	1,165,800	1,116,200	49,600	4.3%
SACRAMENTO	23	732,300	702,900	29,400	4.0%
SAN BENITO	40	32,700	31,000	1,700	5.3%
SAN BERNARDINO	24	1,020,200	976,200	44,100	4.3%
SAN DIEGO	13	1,596,800	1,542,100	54,700	3.4%
SAN FRANCISCO	3	572,100	557,600	14,500	2.5%
SAN JOAQUIN	42	339,200	319,900	19,200	5.7%
SAN LUIS OBISPO	5	139,000	135,100	3,900	2.8%
SAN MATEO	1	452,600	442,200	10,400	2.3%
SANTA BARBARA	14	221,700	213,900	7,800	3.5%
SANTA CLARA	3	1,047,800	1,022,100	25,700	2.5%
SANTA CRUZ	39	134,700	127,600	7,100	5.2%
SHASTA	29	74,100	70,700	3,400	4.6%
SIERRA	33	1,320	1,260	60	4.8%
SISKIYOU	48	16,070	15,030	1,040	6.5%
SOLANO	29	202,600	193,300	9,200	4.6%
SONOMA	7	249,100	241,700	7,400	3.0%
STANISLAUS	42	241,900	228,200	13,700	5.7%
SUTTER	50	45,900	42,700	3,200	7.0%
TEHAMA	33	25,340	24,130	1,210	4.8%
TRINITY	31	4,320	4,120	200	4.7%
TULARE	55	203,600	186,500	17,100	8.4%
TUOLUMNE	31	20,010	19,080	930	4.7%
VENTURA	14	414,700	400,300	14,400	3.5%
YOLO	20	109,500	105,500	4,100	3.7%
YUBA	42	31,500	29,700	1,800	5.7%

Notes

- 1) Data may not add due to rounding. The unemployment rate is calculated using unrounded data.
- 2) Labor force data for all geographic areas now reflect the March 2021 benchmark and Census Vintage 2021 population controls at the state level.

CITY OF MERCED PARKS AND RECREATION

EASTER AT APPLGATE ZOO!

JOIN US FOR SOME EASTER FUN
APRIL 16TH FROM 10AM-2PM

1045 W. 25th Street

- Painting Station
- Hop and Go Seek
- Arts & Crafts
- Egg Dyeing

Special guest appearance by the

EASTER BUNNY

Saturday April 16th!

Call for more information:

209-385-6235