




# THE WEEKLY

# COUNCIL INFORMATION REPORT

June 17, 2022

## Suzanne Fierro Named Manager of Human Resources



City Manager Stephanie Dietz recently announced the appointment of Suzanne Fierro as Manager of Human Resources for the City of Merced. Fierro's appointment follows an extensive leadership search.

"I am very pleased to announce the selection of Suzanne to lead the Human Resources Department, and I am confident she will serve the City well in her new role," said Stephanie Dietz, City of Merced city manager. "Suzanne has demonstrated her ability to lead and operate efficiently in our dynamic environment and has well-established and productive relationships with our workforce and our City partners."

The City's human resources department supports more than 500 full-time staff and serves 12 departments and 15 divisions. Fostering an engaged and inclusive workforce continues to be the department's priority. In her position, Fierro will provide leadership and strategic planning in implementing human resources programs, functions, and activities to ensure alignment with the City's goals and priorities.

"I am excited to continue working alongside the many men and women dedicated to providing and maintaining a supportive and desired place to work," stated Fierro. "I look forward to continuing to build a solid workforce to ensure a resource of top talent for the City."

Fierro has more than 16 years of public sector human resources experience. Most recently, serving as the Human Resources Analyst at the City, where she managed the staffing process, including refining recruitment and onboarding protocols, bridging management and employee relations, and implementing HR strategies and initiatives. Fierro also serves as clerk for the City's Personnel Board.

Suzanne holds a Bachelor of Science in Sociology from California State University at Stanislaus and an Associate of Arts in Psychology from Merced College. Fierro, a Merced area native, is a die-hard Los Angeles Dodgers, LA Lakers, and LA Rams fan. She resides in Merced with her husband and twins.

## Students with Aspiring Goals

Merced City police officers spent Friday evening at McNamara Park participating in SWAG (Students with Aspiring Goals) "Friday Night Lights" football camp. MPD participated in the event alongside other Law Enforcement Agencies in Merced County. The campers enjoyed having the Law Enforcement Officers coach them up.



Tune into 1480kyos.com this Saturday morning, June 18, between 7 to 10 a.m. to hear **Maggie Lemos, risk analyst in the City's Human Resources Department** as she gives an HR update and shares current job opportunities at the City.





## Fire Department Training Drills Lucky Youngster Joins In

This weekend crews battled the heat to perform company training. Training drills focused on water supply, hose deployment, and communications. Even in the heat, fire crews still find time to train; however, training times are earlier in the day to ensure crews are not wearing gear that will cause overheating. The challenge is when a structure fire happens when the temperature is over 100 degrees outside, crews must respond in full safety clothing. All crews stayed hydrated and took breaks to prevent overheating.

During a break, everyone had the opportunity to meet the young man pictured. He learned how to manage a fire hose and fire nozzle. These interactions help fire department crews appreciate the value of training and the life-saving work performed by each member of the Department. Every fire department member enjoys interacting with the community and inspiring the next generation of firefighters.





### Students with Aspiring Goals

On Wednesday, June 15th, Detective Sam Sannadan, and Community Liaison Rosa Alcaraz were honored to be part of the World Elder Abuse Awareness Health Fair (WEAAD) with other community partners. The purpose of the event is to spread awareness of the abuse and neglect that elderly and vulnerable adults face. Elder abuse is any act that causes harm to an older person. In most cases, the abuse is caused by someone they know and trust.

### Badges with Buckets

The City of Merced Police Department, Merced County Sheriff's Office, and the Merced, California Highway Patrol continue to raise funds for our Merced County Special Olympics Team!

Everyone had a great time at Badges with Buckets. All agencies thank everyone who continue to raise money for the Special Olympics Northern California. Also, a special thank you to Starbucks for hosting the event.






### Summer Playground Program Kicks Off

The Parks & Recreation Department's Summer Playground program successfully kicked off at the beginning of June.

Approximately 120 youth, ages five to twelve, are participating in arts and crafts and recreation activities, field trips to Kiwanis Kiddieland, and an upcoming trip to Rollerland.

Erin Lodwick from Impressions Screen Printing provided shirts to tie-dye for the Rollerland field trip. Youth participants were very creative and had fun tie-dyeing their shirts with various colors to follow our 70s-themed week!





## Parks & Rec's H.I.T.S Program Serves Up!

Session one of the Parks & Recreation Department's Tennis H.I.T.S. program started Monday, June 13th, at Applegate Park. First, participants learned the fundamentals of tennis, which included the serve, forehand, backhand strokes, and volleys. Next, participants realized the importance of honesty, integrity, sportsmanship, and teamwork. Finally, with their new skills, participants teamed up to volley. All youth cheered for their teammates, regardless of their progress.

During the H.I.T.S program, these young athletes met new friends while learning a new activity, along with valuable life skills to carry with them throughout their lives.





Inspection Services Bi-weekly report for May 30<sup>th</sup>, 2022 through June 12<sup>th</sup>, 2022

Single Family Dwelling (SFD) permits:

- SFD Permits Issued: **2**
- SFD Permits in Plan Review: **111**
- SFD Certificates of Occupancy: **23**

Multi-Family Dwelling (MFD) permits in review:

- Gateway Terrace Apartments located at 405 W 12th St; one office/lounge and six two-story apartments: two buildings have 16 units, three buildings have 30 units, and one building has four units for a total of 126 units.
- Compass Pointe phase II: 128 units in 16, 8-plex buildings, plus a clubhouse.
- A fire damage repair is also adding an ADU located at 1740 Shirley St.
- Gateway Commons Apartments located at 3130 E. Gerard Ave.; one community building, five buildings with 16 units, and five buildings with 24 units for 200 units, plus 31 garage structures.  
(no change from last report)

MFD permits issued:

- There were 0 multi-family dwelling permits issued during this period.  
(no change from last report)

Commercial & Industrial permits issued:

- There were 0 new construction commercial permit issued during this period.
- There were 0 new tenant improvement permits issued during this period.

Commercial & Industrial permits submitted:

- There was 1 new construction commercial permit submitted during this period; for a 9,384 SF shell with 4 suites and a 1,326 SF covered patio located at 3630 G St.
- There was 1 new tenant improvement permit submitted during this period for renovations of city park restrooms.

Commercial & Industrial Certificates of Occupancy (CofOs)

- There were 0 commercial and industrial CofOs issued for this period.

## Merced Community Calendar Share the news about local events.

Did you know the City has a Community Calendar? The calendar is available for people and organizations in our community to post and share events and activities. In turn, it's a great resource to find out what's happening in our community. Visit [www.mercedcommunitycalendar.org](http://www.mercedcommunitycalendar.org) to find out what's happening in our community.

The City of Merced Community Events Calendar is a feature of the City of Merced that allows the City and members of the community to publicize meetings and community events in a central location viewed by the public.

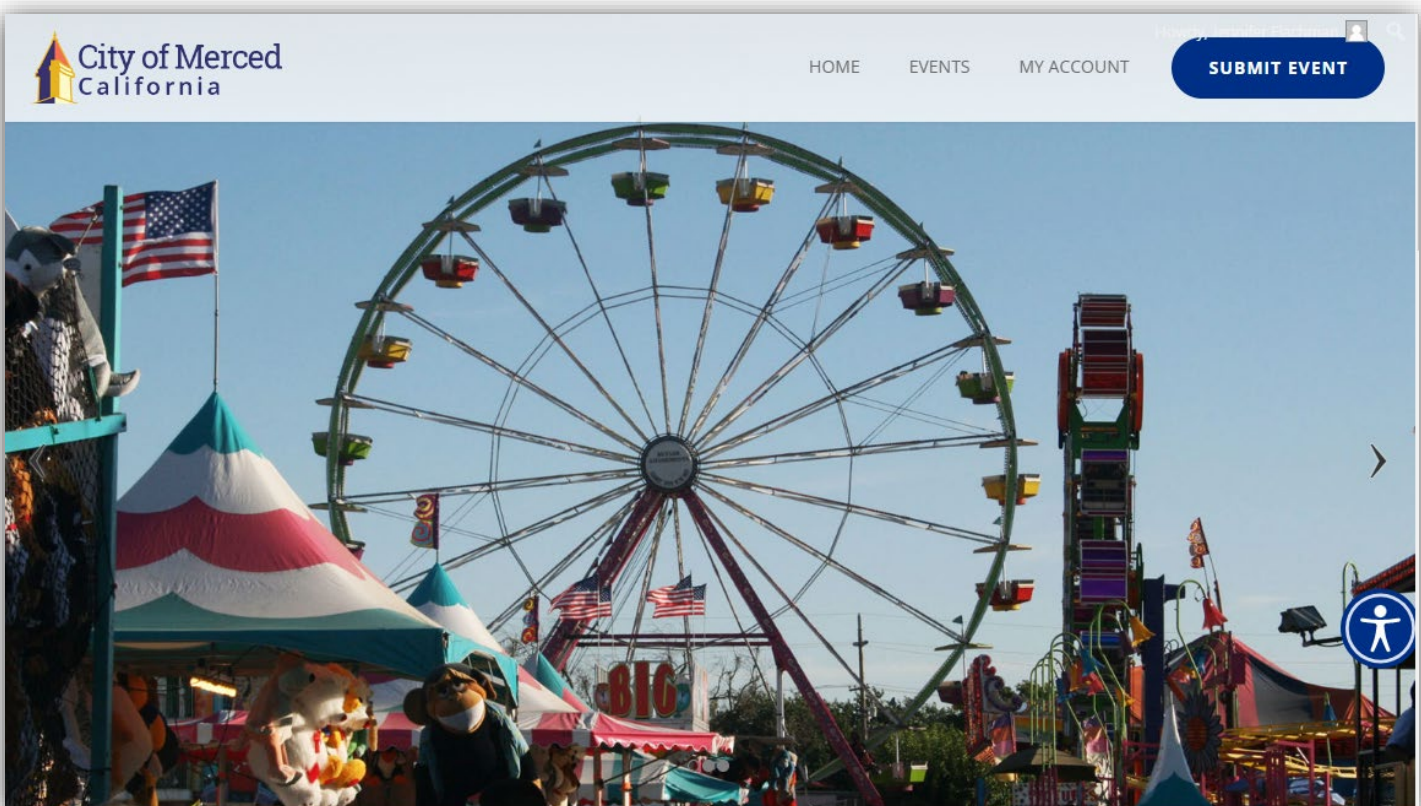
All events must be open to the public and must be held in the greater Merced area. For example, the event should have a Merced mailing address or zip code.

If you know of someone or an organization that will be holding a public event, please be sure to let them know about the [mercedcommunitycalendar.org](http://mercedcommunitycalendar.org).

Examples of acceptable posts include:

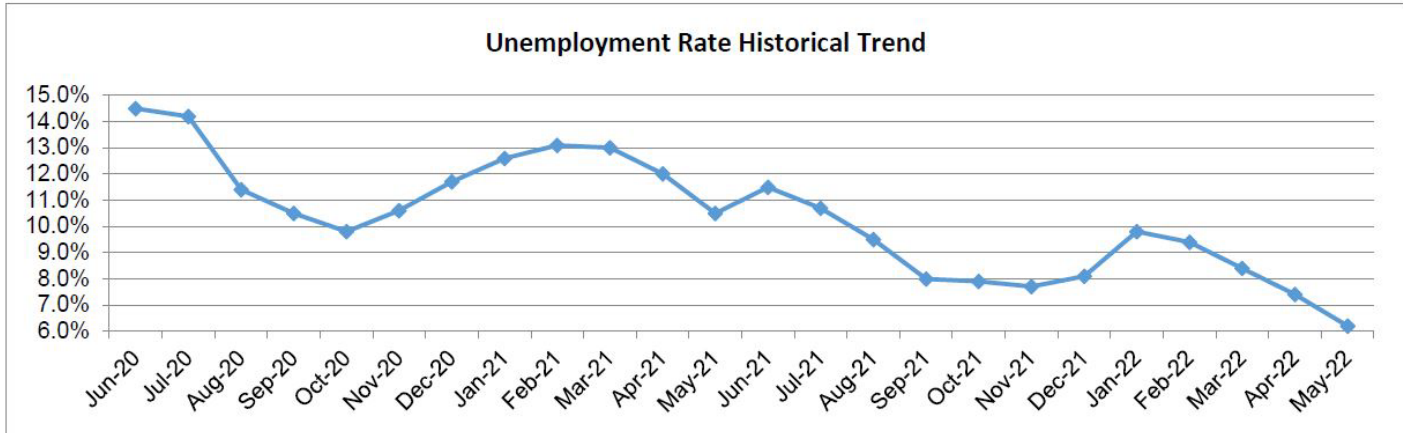
- Events open to the public including community street fairs, local school events, summer camps, local sporting events, arts shows, plays, concerts, and other community events.
- Fundraiser events for non-profit agencies, schools, social service, or other organizations.
- Informational seminars, clinics, or meetings.

For more information about acceptable posts, please visit <https://mercedcommunitycalendar.org/terms-of-use/>



Merced County Labor Market Report – May 2022

The unemployment rate in the Merced County was 6.2 percent in May 2022, down from a revised 7.4 percent in April 2022, and below the year-ago estimate of 10.5 percent. This compares with an unadjusted unemployment rate of 3.4 percent for California and 3.4 percent for the nation during the same period. A copy of the May 2022 Labor Market Report is attached for review.



REPORTS AND CORRESPONDENCE

- 1. Parks & Rec Volunteers Needed Flyer Pg. 9
- 2. Youth Council FEST Flyer Pg. 10
- 3. Merced County LMI May 2022 Pg. 11



CITY OF MERCED PARKS AND RECREATION

# WE ARE RECRUITING VOLUNTEERS FOR SUMMER PROGRAMS!

---

Ongoing Volunteer opportunities:

- Summer Camp
- Jr. Giants Baseball
- Tennis Hits
- Applegate Park Zoo
- Special Events and more!

FOR MORE INFORMATION PLEASE CONTACT:  
EDGAR VASQUEZ  
209-385-6854  
VASQUEZE@CITYOFMERCED.ORG





Merced Youth Council Presents:

# F.E.S.T

FOOD- ENTERTAINMENT-  
SUMMER- TEENS

Join Us!  
Free Event!

Applegate Park MOAT  
1045 W 25th St, Merced, CA 95340

June 17, 2022  
6:00 pm – 9:00 pm

FOOD TRUCKS, LIVE MUSIC, TIE DYE  
STATION, INFLATABLE OBSTACLE COURSE,  
AND MORE!



FOR MORE INFORMATION EMAIL :  
YOUTHCOUNCIL@CITYOFMERCED.ORG



@MercedYouth



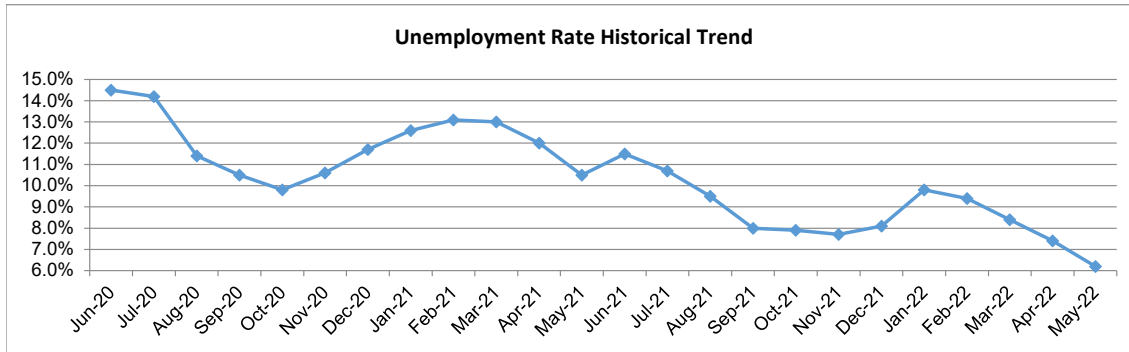
@MercedYouthCouncil





IMMEDIATE RELEASE  
 MERCED METROPOLITAN STATISTICAL AREA (MSA)  
 (Merced County)

The unemployment rate in the Merced County was 6.2 percent in May 2022, down from a revised 7.4 percent in April 2022, and below the year-ago estimate of 10.5 percent. This compares with an unadjusted unemployment rate of 3.4 percent for California and 3.4 percent for the nation during the same period.



Industry	Apr-2022	May-2022	Change		May-2021	May-2022	Change
	Revised	Prelim				Prelim	
Total, All Industries	84,500	87,500	3,000		84,400	87,500	3,100
Total Farm	13,200	15,500	2,300		15,200	15,500	300
Total Nonfarm	71,300	72,000	700		69,200	72,000	2,800
Mining, Logging, and Construction	3,300	3,500	200		3,200	3,500	300
Manufacturing	9,500	9,700	200		9,500	9,700	200
Trade, Transportation & Utilities	13,300	13,100	(200)		13,300	13,100	(200)
Information	200	200	0		200	200	0
Financial Activities	1,900	1,900	0		1,900	1,900	0
Professional & Business Services	3,800	3,800	0		3,800	3,800	0
Educational & Health Services	10,900	11,000	100		10,500	11,000	500
Leisure & Hospitality	6,900	7,000	100		6,100	7,000	900
Other Services	1,700	1,700	0		1,500	1,700	200
Government	19,800	20,100	300		19,200	20,100	900

Notes: Data not adjusted for seasonality. Data may not add due to rounding  
 Labor force data are revised month to month  
 Additional data are available on line at [www.labormarketinfo.edd.ca.gov](http://www.labormarketinfo.edd.ca.gov)



Data Not Seasonally Adjusted

	May 21	Mar 22	Apr 22	May 22	Percent Change	
			Revised	Prelim	Month	Year
Civilian Labor Force (1)	115,600	117,000	115,600	116,800	1.0%	1.0%
Civilian Employment	103,400	107,200	107,100	109,500	2.2%	5.9%
Civilian Unemployment	12,100	9,800	8,500	7,300	-14.1%	-39.7%
Civilian Unemployment Rate	10.5%	8.4%	7.4%	6.2%		
(CA Unemployment Rate)	7.6%	4.3%	3.9%	3.4%		
(U.S. Unemployment Rate)	5.5%	3.8%	3.3%	3.4%		

Total, All Industries (2)	84,400	83,300	84,500	87,500	3.6%	3.7%
Total Farm	15,200	12,100	13,200	15,500	17.4%	2.0%
Total Nonfarm	69,200	71,200	71,300	72,000	1.0%	4.0%
Total Private	50,000	51,300	51,500	51,900	0.8%	3.8%
Goods Producing	12,700	12,800	12,800	13,200	3.1%	3.9%
Mining, Logging, and Construction	3,200	3,300	3,300	3,500	6.1%	9.4%
Manufacturing	9,500	9,500	9,500	9,700	2.1%	2.1%
Nondurable Goods	8,000	7,900	7,900	8,100	2.5%	1.3%
Service Providing	56,500	58,400	58,500	58,800	0.5%	4.1%
Private Service Providing	37,300	38,500	38,700	38,700	0.0%	3.8%
Trade, Transportation & Utilities	13,300	13,300	13,300	13,100	-1.5%	-1.5%
Wholesale Trade	1,200	1,200	1,200	1,200	0.0%	0.0%
Retail Trade	8,600	8,500	8,500	8,300	-2.4%	-3.5%
Transportation, Warehousing & Utilities	3,500	3,600	3,600	3,600	0.0%	2.9%
Information	200	200	200	200	0.0%	0.0%
Financial Activities	1,900	1,900	1,900	1,900	0.0%	0.0%
Professional & Business Services	3,800	3,800	3,800	3,800	0.0%	0.0%
Educational & Health Services	10,500	10,800	10,900	11,000	0.9%	4.8%
Leisure & Hospitality	6,100	6,800	6,900	7,000	1.4%	14.8%
Other Services	1,500	1,700	1,700	1,700	0.0%	13.3%
Government	19,200	19,900	19,800	20,100	1.5%	4.7%
Federal Government	700	700	700	700	0.0%	0.0%
State & Local Government	18,500	19,200	19,100	19,400	1.6%	4.9%
State Government	4,000	4,100	4,100	3,900	-4.9%	-2.5%
State Government Education	3,400	3,500	3,500	3,300	-5.7%	-2.9%
State Government Excluding Education	600	600	600	600	0.0%	0.0%
Local Government	14,500	15,100	15,000	15,500	3.3%	6.9%
Local Government Excluding Education	3,900	4,100	4,000	4,200	5.0%	7.7%
Special Districts plus Indian Tribes	600	600	600	600	0.0%	0.0%

**Notes:**

(1) Civilian labor force data are by place of residence; include self-employed individuals, unpaid family workers, household domestic workers, & workers on strike. Data may not add due to rounding. The unemployment rate is calculated using unrounded data.

(2) Industry employment is by place of work; excludes self-employed individuals, unpaid family workers, household domestic workers, & workers on strike. Data may not add due to rounding.

These data are produced by the Labor Market Information Division of the California Employment Development Department (EDD). Questions should be directed to: Steven Gutierrez 559-230-4102 or Frances Gines 951-955-3204

These data, as well as other labor market data, are available via the Internet at <http://www.labormarketinfo.edd.ca.gov>. If you need assistance, please call (916) 262-2162.

#####



**REPORT 400 C**  
**Monthly Labor Force Data for Counties**  
**May 2022 - Preliminary**  
 Data Not Seasonally Adjusted

COUNTY	RANK BY RATE	LABOR FORCE	EMPLOYMENT	UNEMPLOYMENT	RATE
<b>STATE TOTAL</b>	---	<b>19,191,200</b>	<b>18,530,500</b>	<b>660,700</b>	<b>3.4%</b>
ALAMEDA	12	822,500	802,000	20,500	2.5%
ALPINE	50	440	420	20	5.2%
AMADOR	27	14,450	13,960	480	3.3%
BUTTE	28	92,600	89,500	3,100	3.4%
CALAVERAS	14	21,680	21,100	580	2.7%
COLUSA	57	11,130	10,180	940	8.5%
CONTRA COSTA	14	549,300	534,400	14,900	2.7%
DEL NORTE	39	9,330	8,950	380	4.0%
EL DORADO	9	92,500	90,200	2,200	2.4%
FRESNO	50	454,700	431,000	23,700	5.2%
GLENN	41	12,610	12,100	520	4.1%
HUMBOLDT	22	59,800	58,000	1,700	2.9%
IMPERIAL	58	68,500	60,700	7,800	11.4%
INYO	14	8,270	8,040	230	2.7%
KERN	54	384,400	361,300	23,200	6.0%
KINGS	53	56,700	53,500	3,200	5.6%
LAKE	38	28,490	27,400	1,090	3.8%
LASSEN	19	9,080	8,820	260	2.8%
LOS ANGELES	46	5,007,400	4,784,400	222,900	4.5%
MADERA	49	63,600	60,500	3,100	4.9%
MARIN	2	129,900	127,600	2,300	1.8%
MARIPOSA	35	7,000	6,750	250	3.6%
MENDOCINO	22	37,440	36,350	1,090	2.9%
MERCED	55	116,800	109,500	7,300	6.2%
MODOC	28	3,280	3,170	110	3.4%
MONO	19	8,680	8,440	240	2.8%
MONTEREY	44	218,100	208,500	9,600	4.4%
NAPA	7	70,800	69,200	1,600	2.3%
NEVADA	12	46,820	45,660	1,160	2.5%
ORANGE	9	1,581,400	1,543,000	38,400	2.4%
PLACER	5	192,000	188,000	4,000	2.1%
PLUMAS	48	7,510	7,170	350	4.6%
RIVERSIDE	28	1,148,600	1,110,100	38,500	3.4%
SACRAMENTO	25	722,000	699,500	22,500	3.1%
SAN BENITO	39	32,500	31,300	1,300	4.0%
SAN BERNARDINO	28	1,005,100	971,100	34,000	3.4%
SAN DIEGO	14	1,576,700	1,534,600	42,100	2.7%
SAN FRANCISCO	4	566,800	556,100	10,700	1.9%
SAN JOAQUIN	42	338,200	323,500	14,600	4.3%
SAN LUIS OBISPO	5	137,700	134,800	2,900	2.1%
SAN MATEO	1	448,400	440,700	7,600	1.7%
SANTA BARBARA	9	224,300	218,900	5,400	2.4%
SANTA CLARA	2	1,037,600	1,018,600	19,100	1.8%
SANTA CRUZ	35	134,800	129,900	4,900	3.6%
SHASTA	28	73,400	70,900	2,500	3.4%
SIERRA	24	1,340	1,300	40	3.0%
SISKIYOU	42	16,250	15,550	700	4.3%
SOLANO	33	199,200	192,200	7,000	3.5%
SONOMA	7	247,300	241,800	5,600	2.3%
STANISLAUS	46	239,500	228,800	10,800	4.5%
SUTTER	52	46,100	43,600	2,500	5.4%
TEHAMA	37	25,240	24,300	940	3.7%
TRINITY	26	4,410	4,270	140	3.2%
TULARE	56	208,200	194,700	13,500	6.5%
TUOLUMNE	33	19,930	19,240	690	3.5%
VENTURA	14	410,700	399,700	11,000	2.7%
YOLO	19	108,700	105,600	3,100	2.8%
YUBA	44	31,100	29,800	1,400	4.4%

**Notes**

- 1) Data may not add due to rounding. The unemployment rate is calculated using unrounded data.
- 2) Labor force data for all geographic areas now reflect the March 2021 benchmark and Census Vintage 2021 population controls at the state level.