



THE WEEKLY COUNCIL INFORMATION REPORT

April 28, 2023

NORTH SAN JOAQUIN CERF COLLABORATIVE

The Northern San Joaquin Valley CERF Collaborative is a growing coalition of community organizations, government entities, educational institutions, and economic development agencies to develop a tri-county proposal for the Community Economic Resilience Fund (CERF). The official kick-off meeting was held in Modesto on Monday, April 24, 2023. The lead convenor is Erick Serrato, Director of the Merced County Department of Workforce Investment. Participants, including City Manager Stephanie Dietz and Deputy City Manager Frank Quintero, shared their vision for the region's future and create space for Merced, Stanislaus, and San Joaquin Counties to work more closely together to benefit each other.



CITY/COUNTY RELATIONS DINNER

The quarterly City County Dinner was hosted by the City of Merced at the Mainzer Theater on Thursday evening. Mayor Matt Serratto delivered opening comments. Kim Garner of Impact Merced spoke of the benefits the program provides the community. Camaraderie filled the Theater and our compliments to the Mainzer Theater staff.



NAACP VICTIMS' RIGHTS FORUM EVENT


This past Friday, Merced Police Department was honored to participate in NAACP's Victims' Rights Forum Event. This was an amazing opportunity for community members to obtain information about victims' rights, the process, and the resources available. Detective Radke and Chaplain Cesar Johnson were some of the guest speakers at the event. Thank you, NAACP Merced County Branch, for the invitation!





ANNUAL VICTIM'S RIGHTS CEREMONY


The Merced Police Department was in attendance at the Annual Victim's Rights Ceremony, showing support alongside other community and Law Enforcement partners. This event was hosted by Merced County District Attorney, Nicole Silveira, and the Victim Witness Assistance Program, on 4/25/23.



DART DETAILS

For the past few weeks, officers have worked overtime to help with DART detail; they have done a great job interacting with local businesses and offering resources to those in need.

We are sharing a few before and after photos of cleaned-up areas. Remember to report information for the DART team through the Merced Connect App.



TRAUMA INFORMED INTERVIEW ROOMS

Trauma informed interview rooms (also known as soft rooms) are interview rooms inside police departments. The room is designed to have a warm inviting tone, similar to a home living room. The purpose of these rooms is to help victims feel more at ease when speaking to police. This helps tremendously when trying to reduce trauma and prevent revictimization. Law Enforcement have begun implementing soft rooms if their budget allows it. These type of interview rooms have become very popular among police agencies because of the results they provide. Victims have felt more comfortable and at ease during interviews, which has made it easier for officers to gather information for reports. Our Merced Police Department tries to improve anyway we can and continue to learn from our fellow law enforcement agencies.



MERCED FIRE DEPARTMENT WELCOMES FOUR NEW MEMBERS!

The City of Merced Fire Department would like to welcome four of their newest members: Brendan Ekizian, Brandon Kelly, Ed Englert, and Keith Reid. The fire department's academy runs for 6 weeks. They are currently in their 2nd week.



Brendan Ekizian
Hometown: Merced
Hobbies: running, snowboarding, and hiking



Brandon Kelly
Hometown: Atwater
Hobbies: fishing, hiking, mountain biking, and hanging out with his family and friends



Ed Englert
Hometown: Castro Valley
Hobbies: camping, fishing, and hunting



Keith Reid
Hometown: Turlock
Hobbies: working on his home and hanging out with his family and dog. Keith is engaged to be married.

WASTEWATER TREATMENT FACILITY AND GOATS

Meet Charles Slagter, Operations Supervisor at the City of Merced Wastewater Treatment Plant (WWTP). Charles oversees operations at the WWTP. This includes supervising a system that takes in a waste product, cleans it, and returns it to the environment.

Additionally, Charles herds goats – only kidding! But he does manage over 700 acres near the WWTP, where the city farms winter wheat, alfalfa, and corn to support a sustainable operations program for local cattle farmers. This includes partnering with Star Creek Land Stewards (www.star creeklandstewards.com) for targeted grazing and vegetation management.

Click the link to view the [Localish](#) video about the WWTP's program (and to watch 938 cute goats) <https://youtu.be/OoqL8ly4olw>

Charles started with the City in September of 1999 as an Operator II at the Wastewater Facility and advanced to Operations Supervisor in 2007, his current position.

Charles is a history buff. He holds an AA in history from Merced Community College and is one semester away from BS degree in history from Liberty University. Born and raised in Merced, his mother's family farmed peaches in the Winton area, and his father, who grew up in Colombia, South America, worked around ranching and farming before calling Merced home.

When asked about his role with the city, he said, "The City of Merced has been incredibly forward-thinking with the concept of beneficial re-use, and my role in the organization has been rewarding. What I really love about my job is that I get to supervise a system that takes in a waste product, cleans it up, and re-uses it in a beneficial way. It's enjoyable to see the water cycle from start to finish. Thank you, Charles, and every team member at the WWTP, and thanks [Localish](#) #abclocalish localish.com



BEAR CREEK GETS A MUCH NEEDED TRIM!

West Coast Arborist began work trimming trees along Bear Creek removing obstacles from creek flow.



NATIONAL ARBOR DAY!

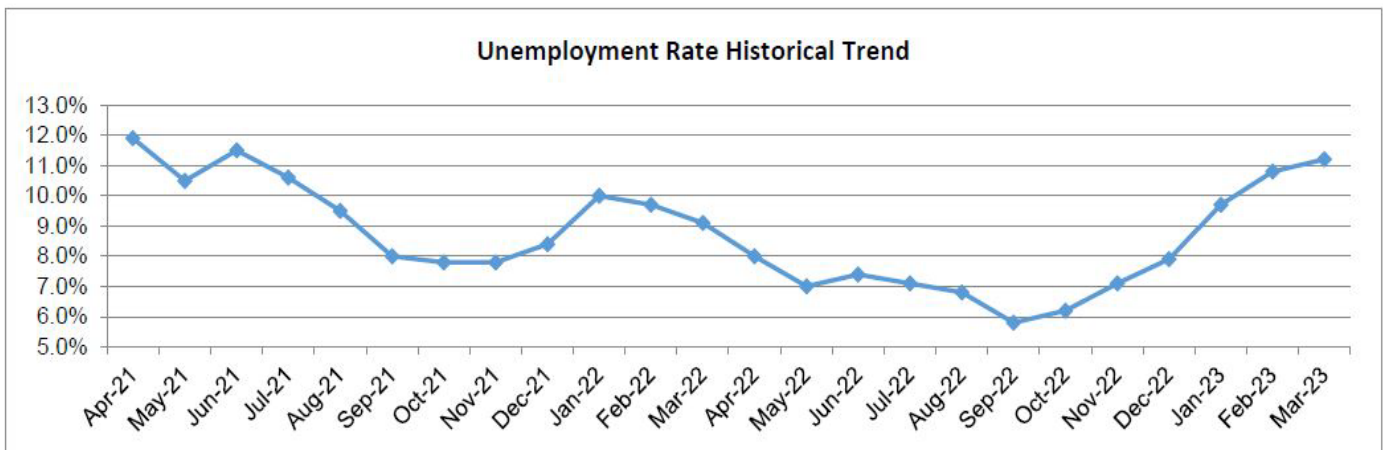
To celebrate Arbor Day this Friday, April 28th, Public Works crews will be planting 21 trees throughout the City. Crews will start in the morning at McNamara Park.


Fun Fact: Did you know the City of Merced has been recognized as a "Tree City USA" for over 40 years and has more than 40,000 city-maintained trees?



MERCED COUNTY LABOR MARKET REPORT – MARCH 2023

The unemployment rate in the Merced County was 11.2 percent in March 2023, up from a revised 10.8 percent in February 2023, and above the year-ago estimate of 9.1 percent. This compares with an unadjusted unemployment rate of 4.8 percent for California and 3.6 percent for the nation during the same period. A copy of the LMI report is attached.





City of Merced Parks and Recreation

SWIMMING LESSONS

For children 6 months to 16 years

REGISTRATION BEGINS ON MAY 1ST, AT 9:00AM IN OUR OFFICE LOCATED AT 632 W. 18TH ST. MERCED

Swim lessons will be held at McNamara Pool

Cost: \$35 per child per session

Sessions and Dates	Class Type and Age
Session 1: June 20 - 29	Parent & Me: 6 months-3 years Tiny Tots 1: Ages 3-5 Tiny Tots 2: Ages 4-6
Session 2: July 10 - 20	Beginner Prep: Ages 7-10 Stroke Technique: Ages 8-16

Registration held May 1st - July 14th

Registration must be IN PERSON from May 1st - May 12th

Questions? Give us a call at (209) 385-6235



USTA NORCAL
CITY OF MERCED PARKS AND RECREATION

TENNIS

H.I.T.S.

Honesty.Integrity.Teamwork.Sportsmanship.

HITS 1

(Beginner)

Session 1: June 6th-15th

Session 3: July 6th-13th

HITS 2

(Intermediate)

Session 2: June 20th-29th

Session 4: July 18th-27th

SUMMER SESSIONS

9 AM - 12 PM | TUES. & THURS. | AGES: 6-10YRS

1045 W. 25TH ST. MERCED, CA 95340

(NEXT TO THE BASKETBALL COURT)

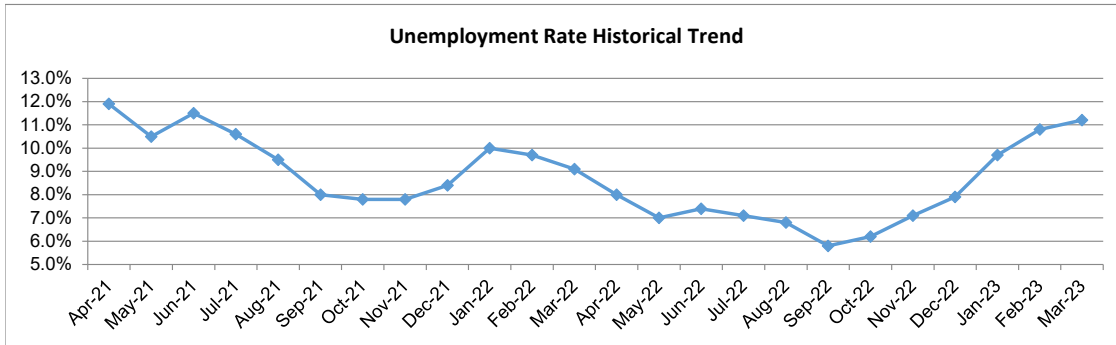
FREE

PARKS & RECREATION OFFICE
(209) 385-6235 • 632 W. 18th ST
MONDAY-FRIDAY • 9AM-12PM & 1PM-5PM



IMMEDIATE RELEASE
 MERCED METROPOLITAN STATISTICAL AREA (MSA)
 (Merced County)

The unemployment rate in the Merced County was 11.2 percent in March 2023, up from a revised 10.8 percent in February 2023, and above the year-ago estimate of 9.1 percent. This compares with an unadjusted unemployment rate of 4.8 percent for California and 3.6 percent for the nation during the same period.



Industry	Feb-2023	Mar-2023	Change		Mar-2022	Mar-2023	Change
	Revised	Prelim				Prelim	

Total, All Industries	83,400	83,200	(200)		82,500	83,200	700
Total Farm	11,900	11,600	(300)		12,100	11,600	(500)
Total Nonfarm	71,500	71,600	100		70,400	71,600	1,200
Mining, Logging, and Construction	3,200	3,200	0		3,500	3,200	(300)
Manufacturing	10,100	10,200	100		8,900	10,200	1,300
Trade, Transportation, and Utilities	13,100	12,900	(200)		13,900	12,900	(1,000)
Information	200	200	0		300	200	(100)
Financial Activities	1,900	1,900	0		1,900	1,900	0
Professional and Business Services	3,900	3,800	(100)		3,800	3,800	0
Private Education and Health Services	11,400	11,400	0		10,900	11,400	500
Leisure and Hospitality	7,200	7,200	0		6,800	7,200	400
Other Services	1,700	1,700	0		1,700	1,700	0
Government	18,800	19,100	300		18,700	19,100	400

Notes: Data not adjusted for seasonality. Data may not add due to rounding
 Labor force data are revised month to month
 Additional data are available on line at www.labormarketinfo.edd.ca.gov

Data Not Seasonally Adjusted

	Mar 22	Jan 23	Feb 23	Mar 23	Percent Change	
			Revised	Prelim	Month	Year
Civilian Labor Force (1)	115,500	115,300	117,400	118,100	0.6%	2.3%
Civilian Employment	105,000	104,100	104,700	104,800	0.1%	-0.2%
Civilian Unemployment	10,500	11,200	12,700	13,200	3.9%	25.7%
Civilian Unemployment Rate	9.1%	9.7%	10.8%	11.2%		
(CA Unemployment Rate)	4.5%	4.6%	4.8%	4.8%		
(U.S. Unemployment Rate)	3.8%	3.9%	3.9%	3.6%		

Total, All Industries (2)	82,500	82,600	83,400	83,200	-0.2%	0.8%
Total Farm	12,100	11,800	11,900	11,600	-2.5%	-4.1%
Total Nonfarm	70,400	70,800	71,500	71,600	0.1%	1.7%
Total Private	51,700	52,200	52,700	52,500	-0.4%	1.5%
Goods Producing	12,400	13,000	13,300	13,400	0.8%	8.1%
Mining, Logging, and Construction	3,500	3,100	3,200	3,200	0.0%	-8.6%
Manufacturing	8,900	9,900	10,100	10,200	1.0%	14.6%
Non-Durable Goods	7,200	8,200	8,300	8,400	1.2%	16.7%
Service-Providing	58,000	57,800	58,200	58,200	0.0%	0.3%
Private Service Providing	39,300	39,200	39,400	39,100	-0.8%	-0.5%
Trade, Transportation, and Utilities	13,900	13,300	13,100	12,900	-1.5%	-7.2%
Wholesale Trade	1,900	1,600	1,600	1,600	0.0%	-15.8%
Retail Trade	8,900	8,400	8,300	8,100	-2.4%	-9.0%
Transportation, Warehousing and Utilities	3,100	3,300	3,200	3,200	0.0%	3.2%
Information	300	200	200	200	0.0%	-33.3%
Financial Activities	1,900	1,900	1,900	1,900	0.0%	0.0%
Professional and Business Services	3,800	3,900	3,900	3,800	-2.6%	0.0%
Private Education and Health Services	10,900	11,200	11,400	11,400	0.0%	4.6%
Leisure and Hospitality	6,800	7,000	7,200	7,200	0.0%	5.9%
Other Services	1,700	1,700	1,700	1,700	0.0%	0.0%
Government	18,700	18,600	18,800	19,100	1.6%	2.1%
Federal Government	700	700	700	700	0.0%	0.0%
State & Local Government	18,000	17,900	18,100	18,400	1.7%	2.2%
State Government	3,000	2,800	2,700	2,800	3.7%	-6.7%
State Government Educational Services	2,400	2,200	2,100	2,100	0.0%	-12.5%
State Government Excluding Education	600	600	600	700	16.7%	16.7%
Local Government	15,000	15,100	15,400	15,600	1.3%	4.0%
Local Government excluding Educational Serv	4,000	4,000	4,000	4,200	5.0%	5.0%
Special Districts plus Indian Tribes	600	600	600	600	0.0%	0.0%

Notes:

(1) Civilian labor force data are by place of residence; include self-employed individuals, unpaid family workers, household domestic workers, & workers on strike. Data may not add due to rounding. The unemployment rate is calculated using unrounded data.

(2) Industry employment is by place of work; excludes self-employed individuals, unpaid family workers, household domestic workers, & workers on strike. Data may not add due to rounding.

These data are produced by the Labor Market Information Division of the California Employment Development Department (EDD). Questions should be directed to: Steven Gutierrez 559-230-4102 or Frances Gines 951-955-3204

These data, as well as other labor market data, are available via the Internet at <http://www.labormarketinfo.edd.ca.gov>. If you need assistance, please call (916) 262-2162.

#####

REPORT 400 C
Monthly Labor Force Data for Counties
March 2023 - Preliminary
 Data Not Seasonally Adjusted

COUNTY	RANK BY RATE	LABOR FORCE	EMPLOYMENT	UNEMPLOYMENT	RATE
STATE TOTAL	---	19,498,300	18,560,500	937,800	4.8%
ALAMEDA	11	832,900	801,500	31,400	3.8%
ALPINE	27	620	590	30	5.3%
AMADOR	31	14,580	13,740	840	5.8%
BUTTE	30	94,100	88,800	5,300	5.7%
CALAVERAS	21	22,510	21,470	1,040	4.6%
COLUSA	58	10,700	8,650	2,050	19.2%
CONTRA COSTA	14	555,900	533,900	22,100	4.0%
DEL NORTE	32	9,390	8,830	550	5.9%
EL DORADO	16	94,700	90,900	3,900	4.1%
FRESNO	47	467,000	427,000	40,100	8.6%
GLENN	43	13,040	12,120	920	7.1%
HUMBOLDT	23	60,500	57,600	2,800	4.7%
IMPERIAL	57	71,400	60,300	11,100	15.6%
INYO	12	8,380	8,060	320	3.9%
KERN	50	392,300	354,700	37,600	9.6%
KINGS	53	58,500	52,800	5,700	9.7%
LAKE	35	29,000	27,170	1,830	6.3%
LASSEN	34	8,990	8,430	560	6.2%
LOS ANGELES	25	5,034,100	4,783,000	251,100	5.0%
MADERA	48	65,700	60,000	5,700	8.7%
MARIN	3	132,000	127,900	4,100	3.1%
MARIPOSA	38	7,330	6,830	490	6.7%
MENDOCINO	27	37,620	35,620	1,990	5.3%
MERCED	54	118,100	104,800	13,200	11.2%
MODOC	49	3,190	2,900	290	9.0%
MONO	12	8,900	8,550	350	3.9%
MONTEREY	50	225,300	203,600	21,700	9.6%
NAPA	7	72,200	69,600	2,600	3.6%
NEVADA	17	48,760	46,730	2,040	4.2%
ORANGE	5	1,609,900	1,555,400	54,500	3.4%
PLACER	9	196,600	189,300	7,300	3.7%
PLUMAS	54	7,220	6,410	810	11.2%
RIVERSIDE	21	1,158,900	1,106,000	53,000	4.6%
SACRAMENTO	18	738,800	705,300	33,500	4.5%
SAN BENITO	38	33,300	31,100	2,200	6.7%
SAN BERNARDINO	18	1,014,700	968,900	45,800	4.5%
SAN DIEGO	9	1,620,200	1,560,800	59,400	3.7%
SAN FRANCISCO	2	581,300	564,100	17,200	3.0%
SAN JOAQUIN	37	351,200	327,900	23,300	6.6%
SAN LUIS OBISPO	5	140,700	135,900	4,800	3.4%
SAN MATEO	1	459,900	447,100	12,700	2.8%
SANTA BARBARA	18	226,000	215,800	10,200	4.5%
SANTA CLARA	4	1,059,800	1,026,200	33,500	3.2%
SANTA CRUZ	41	135,600	126,200	9,400	6.9%
SHASTA	32	74,500	70,100	4,400	5.9%
SIERRA	36	1,290	1,210	80	6.5%
SISKIYOU	46	16,690	15,380	1,320	7.9%
SOLANO	24	203,800	194,000	9,800	4.8%
SONOMA	7	251,700	242,700	9,000	3.6%
STANISLAUS	41	245,800	228,800	17,000	6.9%
SUTTER	50	47,500	43,000	4,500	9.6%
TEHAMA	38	25,880	24,150	1,730	6.7%
TRINITY	44	4,470	4,150	320	7.2%
TULARE	56	212,400	188,400	23,900	11.3%
TUOLUMNE	29	20,040	18,920	1,120	5.6%
VENTURA	14	418,900	402,000	16,900	4.0%
YOLO	26	110,900	105,200	5,700	5.1%
YUBA	45	32,600	30,100	2,500	7.7%

Notes

- 1) Data may not add due to rounding. The unemployment rate is calculated using unrounded data.
- 2) Labor force data for all geographic areas now reflect the March 2022 benchmark and Census Vintage 2021 population controls at the state level.

SAVE THE DATE

May 1 – City Council Meeting

May 5 – Veterans Stand Down 2023

May 15 – City Council Meeting

COUNCIL MEETING SCHEDULE

Below is a list of scheduled and pending items for Council's consideration. This list is updated each week as items are completed.

MONDAY, May 1, 2023

CLOSED SESSION

Anticipated Litigation

SPECIAL PRESENTATION

(None at this time)

CEREMONIAL MATTERS

- Mental Health Awareness
- Bike Month

CONSENT CALENDAR

- Approve legal services agreement with Telecom Law Firm
- Award proposal to Park Planet for playground equipment replacements
- Approve agreement with Granicus for professional services
- Award bid to T&S Intermodal Maintenance for regional park restroom project
- Adopt resolution agreeing to increase costs for Multijurisdictional Housing Element
- Adopt resolution denying appeals filed by Edwin Kainth and Rajiv Pottabathni and approving Planning Commission's Decision to Approve Commercial Cannabis Business Permit

PUBLIC HEARINGS

- Consider general plan amendment #22-03 to amend roadway classification
- Second public hearing to receive final comment on Draft 2023 Annual Action Plan
- Consider annexation of property into CFD No. 2003-2

REPORTS

- Approve resolution to acknowledge the 2014-18 environmental monitoring compliance report
- Council direction on ARPA

BUSINESS

(None at this time)

MONDAY, May 15, 2023 (future items will be included as they are added by staff)

CLOSED SESSION

(None at this time)

SPECIAL PRESENTATION

(None at this time)

CEREMONIAL MATTERS

- Foster Care Awareness Month
- Merced Employee Month

CONSENT CALENDAR

- Approve purchase of Sansio HealthEMS Master Software Licensing Agreement
- Third Amendment to Lease Agreement Between City of Merced and Kaljian Family Revocable Trust for storage facility at 450/460 Grogan Ave
- Award bid to New Century Construction & Consulting Inc. for the Ada Givens Pool Bathroom Rehabilitation in the amount of \$185,000
- Adopt the Integrated Pest Management Policy
- Award bid to American Paving Co for the Merced Yosemite Regional Airport Terminal

PUBLIC HEARINGS

(None at this time)

REPORTS

- FY 23/24 Budget
- Local Affordable Housing Funding Policy

BUSINESS

- Council Member Boyle's Request for Training